

GUIDELINES FOR GENERATORS OF HAZARDOUS WASTE



IDENTIFYING HAZARDOUS WASTE

***REQUIREMENTS FOR LABELING, TREATMENT,
DISPOSAL AND TRANSPORTATION OF
HAZARDOUS WASTE***

EPA ID NUMBERS

***CONSOLIDATED EMERGENCY RESPONSE/
CONTINGENCY PLAN***

SPILL AND RELEASE REPORTING

UNIVERSAL WASTE

MORE TOPICS INSIDE...

JULY 2013



Environmental Management Department

Environmental Compliance Division

11080 White Rock Road • Suite 200 • Rancho Cordova, CA 95670

Phone: (916) 975-8550 Fax: (916) 875-8513

emd.saccounty.net



Board of Supervisors

- Phil Serna**, 1st District
- Jimmy Yee**, 2nd District
- Susan Peters**, 3rd District
- Roberta MacGlashan**, 4th District
- Don Nottoli**, 5th District

Bradley J. Hudson

County Executive

Val Siebal, Director

Environmental Management Department

GUIDELINES FOR GENERATORS OF HAZARDOUS WASTE



Environmental Management Department

Environmental Compliance Division

11080 White Rock Road • Suite 200 • Rancho Cordova, CA 95670

Phone: (916) 875-8550 **Fax:** (916) 875-8513

emd.saccounty.net

JULY 2013

OVERVIEW

This publication is designed to provide you with information on the various requirements for generating, handling, storing, transporting, and disposing of hazardous wastes. You will find basic information in this booklet useful to all generators of hazardous waste, however this booklet does not address all the intricacies and exceptions provided for in the laws and regulations.

IF YOU NEED HELP

If you need help in understanding any information in this booklet, or for specific questions concerning your operation, please contact one of our Environmental Specialists at (916) 875-8550.

CONTENTS

CHAPTER 1	Legal Definitions of Hazardous Waste
CHAPTER 2	Regulatory Agencies for Hazardous Waste Facilities
CHAPTER 3	Identifying Hazardous Wastes
CHAPTER 4	Hazardous Waste Regulation
CHAPTER 5	Requirements for Containers Storing Hazardous Waste
CHAPTER 6	Requirements for Labeling Hazardous Waste Containers
CHAPTER 7	Requirements for Above Ground Tanks Storing Hazardous Wastes
CHAPTER 8	Requirements for OnSite Hazardous Waste Recycling, Treatment and Disposal
CHAPTER 9	Requirements for Transportation of Hazardous Waste
CHAPTER 10	EPA ID Numbers
CHAPTER 11	Requirements for OffSite Disposal of Hazardous Waste
CHAPTER 12	Hazardous Waste Manifests
CHAPTER 13	Emergency Response/Contingency Planning

CONTENTS, CONTINUED

CHAPTER 14 Spill and Release Reporting

CHAPTER 15 Employee Training Guidelines for Hazardous Waste Management

CHAPTER 16 Inspections

CHAPTER 17 Summary of Record-Keeping Requirements

CHAPTER 18 Generator Reports

CHAPTER 19 Pollution Prevention and Waste Minimization

CHAPTER 20 Managing Universal Waste

LIST OF ATTACHMENTS IN PUBLICATION

ATTACHMENT A	TOXICITY CHARACTERISTICS	3.7
ATTACHMENT B	SAMPLE OF A SAFETY DATA SHEET	3.15
ATTACHMENT C	STATE CERTIFIED LABORATORIES	3.25
ATTACHMENT D	SAMPLE HAZARDOUS WASTE LABEL	6.3
ATTACHMENT E	DOT WARNING LABELS	9.3
ATTACHMENT F	SAMPLE OF AN EPA ID NUMBER APPLICATION	10.3
ATTACHMENT G	SAMPLE OF A UNIFORM HAZARDOUS WASTE MANIFEST	12.3
ATTACHMENT H	CONSOLIDATED EMERGENCY RESPONSE/CONTINGENCY PLAN	13.2
ATTACHMENT I	CESQG/SQG EMERGENCY RESPONSE PROCEDURES CERTIFICATION FORM	13.6
ATTACHMENT J	CONTINGENCY PLAN EXEMPTION FOR CESQGS/SQGS	13.7

ACRONYMS

CESQG	Conditionally Exempt Small Quantity Generator
CESQUWG	Conditionally Exempt Small Quantity Universal Waste Generator
CCR	California Code of Regulations
CFR	Code of Federal Regulations
CRT	Cathode Ray Tubes
CUPA	Certified Unified Program Agency
DOT	Department of Transportation
DTSC	Department of Toxic Substances Control
ECD	EMD's Environmental Compliance Division
EHS	Extremely Hazardous Substance
EMD	Sacramento County Environmental Management Department
EPA	Environmental Protection Agency
H&SC	California Health and Safety Code
HMBP	Hazardous Materials Business Plan
LDP	Land Disposal Prohibition
LDR	Land Disposal Restriction
LQG	Large Quantity Generator
SDS	Safety Data Sheet
NFPA	National Fire Protection Association
OES	State of California, Governor's Office of Emergency Services
OSHA	Occupational Safety and Health Administration
RCRA	Resource Conservation Recovery Act
SERC	State Emergency Response Commission
SQG	Small Quantity Generator
TSDF	Treatment, Storage, Disposal Facility
UHWM	Uniform Hazardous Waste Manifest

CHAPTER

1

DEFINITIONS OF HAZARDOUS WASTE

HAZARDOUS WASTE

A hazardous waste is any waste, or combination of wastes, which because of its quantity, concentration, physical, chemical, or infectious characteristics may either:

- ❑ Cause or significantly contribute to an increase in mortality or an increase in a serious irreversible, or incapacitating reversible illness; or,
- ❑ Pose a substantial present or potential hazard to human health or the environment when improperly treated, stored, transported, disposed of, or managed.

The term “hazardous waste” includes extremely hazardous waste.

See below for legal definition.

EXTREMELY HAZARDOUS WASTE

An extremely hazardous waste is any waste which, if human exposure should occur, may likely result in death, a disabling personal injury, or a serious illness.

See below for legal definition.

REFERENCES/CODE SECTIONS

<i>Legal definition of hazardous waste</i>	H&SC 25117 22 CCR 66260.10	leginfo.ca.gov ccr.oal.ca.gov
<i>Legal definition of extremely hazardous waste</i>	H&SC 25115 22 CCR 66260.10	leginfo.ca.gov ccr.oal.ca.gov
<i>Regulations and criteria for determining whether waste materials are hazardous or non-hazardous</i>	22 CCR	ccr.oal.ca.gov
<i>Regulations specific to federal hazardous waste requirements</i>	40 CFR	ecfr.gov

For information on identifying hazardous wastes and common examples, see **Chapter 4** titled **Identifying Hazardous Wastes**.

CHAPTER

2

REGULATORY AGENCIES FOR HAZARDOUS WASTE FACILITIES

All hazardous waste generators are subject to regulation under the California Code of Regulations (CCR) Title 22.

- Generators may also be subject to regulation under federal 40 CFR or local hazardous waste laws. The most stringent law always takes precedence.

REGULATORY AGENCIES

This table summarizes the main regulatory agencies for hazardous waste facilities:

	AGENCY INFORMATION	FUNCTION
Local	Sacramento County Environmental Management Department — Environmental Compliance Division emd.sacounty.net (916) 875-8550	Serves as Certified Unified Program Agency (CUPA) Enforces state and local regulations in hazardous waste facilities other than Treatment, Storage and Disposal Facilities (TSDF) Performs regulatory compliance inspections, complaint response and enforcement Provides emergency response information for Fire Departments
	California Department of Toxic Substances Control (DTSC) dtsc.ca.gov (800) 72TOXIC or (800) 728-6942 or (916) 255-3545	Writes regulations Issues EPA ID Numbers Oversees Treatment, Storage and Disposal Facilities (TSDF) Performs inspections and enforcement when there is no local agency implementation or authority Also inspects within CUPA jurisdictions
State	California Governor’s Office of Emergency Services (OES) oes.ca.gov (916) 445-3846	Implements California’s emergency response programs
	US Environmental Protection Agency (US EPA) epa.gov	Writes national hazardous waste laws and regulations Issues federal EPA ID Numbers Oversees cleanup of Superfund sites Inspects RCRA Hazardous Waste facilities
Federal		

LINKS TO LAWS AND REGULATIONS

FOR...	GO TO...
Local hazardous waste ordinances	lexisnexis.com
California Code of Regulations (CCR)	ccr.oal.ca.gov
California Health and Safety Code (H&SC)	leginfo.ca.gov
Code of Federal Regulations Title 40 (CFR)	ecfr.gov
Compilation of federal and state hazardous waste laws, regulations, and policies	dtsc.ca.gov/lawsregspolicies/index.cfm
Emergency response and spill reporting	US Department of Transportation Emergency Response Guidebook hazmat.dot.gov/pubs/erg/guidebook.htm
Hazardous materials transportation	hazmat.dot.gov
Hazardous waste source reduction compliance (SB 14)	dtsc.ca.gov/pollutionprevention/sb14

One of the most important tasks a waste generator has is to properly identify hazardous wastes. This chapter is intended to provide you with guidelines for making proper hazardous waste determinations.

TOPIC	PAGE
How Generators Identify Hazardous Wastes	3.1
Hazardous Waste Lists	3.2
Hazardous Waste Characteristics	3.3
Safety Data Sheets and Laboratory Analysis	3.13
Examples Of Hazardous Wastes.....	3.22
Universal Waste.....	3.24

HOW GENERATORS IDENTIFY HAZARDOUS WASTES

The following are four basic methods used to identify hazardous wastes:

- ✓ Hazardous waste lists
- ✓ Hazardous waste characteristics
- ✓ SDS
- ✓ Laboratory analysis

Each method is discussed separately in this chapter. California regulation states that generators are responsible for determining if their wastes are hazardous. It is up to you to utilize each of the four criteria to properly characterize and manage your wastes.

WHAT YOU DO

To properly identify your hazardous wastes, consider the four methods as “tests” for each of your waste streams. Check each waste stream with each method to make your determination.

Your waste is a hazardous waste if any of the following criteria are true:

1. It is listed on a state or federal list by name or by process.
2. It is known to exhibit any hazardous waste characteristic (**ignitability, corrosivity, reactivity or toxicity**).
3. The MSDS of the product that created the waste indicates that the waste has a state or federal listed ingredient; is harmful to humans and/or the environment; or, exhibits a hazardous waste characteristic (**ignitability, corrosivity, reactivity or toxicity**).

4. It is analyzed (i.e. sample tested by laboratory) and shown to have one of the above-mentioned hazardous waste characteristics.

GENERATOR REQUIREMENTS

If you have determined that your waste is a hazardous waste you are required to:

- Notify EMD's Environmental Compliance Division (ECD) of hazardous waste activity and obtain the proper permits for generation of hazardous waste(s).
- Prepare and submit any required CUPA forms (copies must be kept onsite).
- Obtain an EPA ID number from the Department of Toxic Substance Control (DTSC) or the Federal Environmental Protection Agency (US EPA) as appropriate.
- Label, accumulate and store hazardous waste properly (see **Chapter 5** titled **Requirements for Containers Storing Hazardous Waste**).
- Provide adequate employee training (see **Chapter 15** titled **Employee Training Guidelines for Hazardous Waste Management**).
- Arrange for proper transportation and disposal of hazardous waste(s).
- Maintain hazardous waste disposal records and/or hazardous waste laboratory analysis for 3 years.

HAZARDOUS WASTE LISTS

There are two types of lists which identify hazardous wastes:

1. **Federal lists from the Code of Federal Regulations Title 40** (40CFR 261.30-34)
2. **State lists from the California Code of Regulations (CCR)** (Title 22, Division 4.5, Chapter 11, Appendix XII)

Wastes are placed on these lists when they are known to exhibit harmful properties towards humans, animals, or the environment.

MAKING A DETERMINATION

To determine if your waste is listed, you must consult the hazardous waste lists. You may contact one of our Environmental Specialists to help in making this determination.

If you generate a waste which is listed, or which contains listed constituents, you are a hazardous waste generator unless:

- Your waste has a specific exclusion or exemption in the law, or
- Your waste is tested and proven not to be a hazardous waste by a state certified laboratory.

If your waste is not listed, you must evaluate it for the remaining criteria. The fact that it is not listed does not exclude it from being a hazardous waste.





HAZARDOUS WASTE CHARACTERISTICS

Hazardous waste characteristics define the parameters for identifying hazardous wastes that are not listed. They are your analytical tools for recognizing hazardous wastes. There are four characteristics:

IGNITABILITY CHARACTERISTICS

The Four Hazardous Waste Characteristics

An unwanted material may be considered hazardous if it has any of the following properties:

			
IGNITABILITY (can catch fire)	CORROSIVITY (acidic or alkaline)	REACTIVITY (can explode)	TOXICITY (poisonous)

A common characteristic of hazardous waste is a waste stream that is ignitable or flammable. Common ignitable waste streams would include waste gasoline, methanol, fine metal dust, solvent based paints, fireworks, or hydrogen gas. The regulatory definition for an ignitable hazardous waste is listed below from California Code of Regulations, Title 22.

§ 66261.21. Characteristic of Ignitability.

(a) A waste exhibits the characteristic of ignitability if representative samples of the waste have any of the following properties:

(1) it is a liquid, other than an aqueous solution containing less than 24 percent alcohol by volume, and has a flash point less than 60 degrees C (140 degrees F), as determined by a Pensky-Martens Closed Cup Tester, using the test method specified in ASTM Standard D-93-79 or D-93-80 (incorporated by reference, see section 66260.11), or a Setaflash Closed Cup Tester, using the test method specified in ASTM Standard D-3278-78 (incorporated by reference, see section 66260.11), or as determined by an equivalent test method approved by the Department pursuant to section 66260.21;

(2) it is not a liquid and is capable, under standard temperature and pressure, of causing fire through friction, absorption of moisture or spontaneous chemical changes and, when ignited, burns so vigorously and persistently that it creates a hazard;

(3) it is an ignitable compressed gas as defined in 49 CFR section 173.300 (as amended September 30, 1982) and as determined by the test methods described in that regulation or equivalent test methods approved by the Department pursuant to section 66260.21;

(4) it is an oxidizer as defined in 49 CFR section 173.151 (as amended May 31, 1979).

(b) A waste that exhibits the characteristic of ignitability has the EPA Hazardous Waste Number of D001.

CORROSIVITY CHARACTERISTICS

Another common characteristic of hazardous waste is a waste stream that is corrosive. A regulated corrosive can be either acidic or caustic (basic). A regulated acidic waste stream would have a pH of less than or equal to 2. A regulated caustic waste stream would have a pH of equal to or greater than 12.5. Solid corrosives can also be regulated hazardous wastes as well. The specific regulatory definition of a corrosive hazardous waste is listed in California Code of Regulations, Title 22, listed below. Examples of corrosive hazardous wastes include hydrochloric acid, battery acid (sulfuric acid), calcium hydroxide, sodium metasilicate, and many commonly used household and industrial cleaners.

§ 66261.22. Characteristic of Corrosivity.

(a) A waste exhibits the characteristic of corrosivity if representative samples of the waste have any of the following properties:

(1) it is aqueous and has a pH less than or equal to 2 or greater than or equal to 12.5, as determined by a pH meter using either the EPA test method for pH or an equivalent test method approved by the Department pursuant to section 66260.21. The EPA test method for pH is specified as Method 9040 in "Test Methods for Evaluating Solid Waste, Physical/Chemical Methods," SW-846, 3rd edition and updates (incorporated by reference, see section 66260.11);

(2) it is a liquid and corrodes steel (SAE 1020) at a rate greater than 6.35 mm (0.250 inch) per year at a test temperature of 55o C (130o F) as determined by the test method specified in NACE Standard TM-01-69 as standardized in "Test Methods for Evaluating Solid Waste, Physical/Chemical Methods," SW-846, 3rd edition and updates (incorporated by reference, see section 66260.11) or an equivalent test method approved by the Department pursuant to section 66260.21;

(3) it is not aqueous and, when mixed with an equivalent weight of water, produces a solution having a pH less than or equal to 2 or greater than or equal to 12.5, as determined by a pH meter using either Method 9040 in "Test Methods for Evaluating Solid Waste, Physical/Chemical Methods," SW-846, 3rd edition and updates (incorporated by reference, see section 66260.11) or an equivalent test method approved by the Department pursuant to 66260.21;

(4) it is not a liquid and, when mixed with an equivalent weight of water, produces a liquid that corrodes steel (SAE 1020) at a rate greater than 6.35 mm (0.250 inch) per year at a test temperature of 55o C (130o F) as determined by the test method specified in NACE Standard TM-01-69 as standardized in "Test Methods for Evaluating Solid Waste, Physical/Chemical Methods," SW-846, 3rd edition and updates (incorporated by reference, see section 66260.11) or an equivalent test method approved by the Department pursuant to 66260.21.

(b) A waste that exhibits the characteristic of corrosivity specified in subsection (a)(1) or (a)(2) of this section has the EPA Hazardous Waste Number of D002.

REACTIVITY CHARACTERISTICS

The least common hazardous waste characteristic probably encountered is a reactive hazardous waste. Reactive hazardous wastes can be explosive, react violently with water, produce flammable or toxic vapor when mixed with water, or can be a cyanide or sulfide bearing waste. Examples of reactive hazardous wastes would include ammunition, military ordinance, calcium carbide, reactive metals, silver cyanide, or reactive sulfides. Below is the specific regulatory definition of a reactive hazardous waste as listed in the California Code of Regulations, Title 22.

§ 66261.23. Characteristic of Reactivity.

(a) A waste exhibits the characteristic of reactivity if representative samples of the waste have any of the following properties:

(1) it is normally unstable and readily undergoes violent change without detonating;

(2) it reacts violently with water;

(3) it forms potentially explosive mixtures with water;

(4) when mixed with water, it generates toxic gases, vapors or fumes in a quantity sufficient to present a danger to human health or the environment;

(5) it is a cyanide or sulfide bearing waste which, when exposed to pH conditions between 2 and 12.5, can generate toxic gases, vapors or fumes in a quantity sufficient to present a danger to human health or the environment;

(6) it is capable of detonation or explosive reaction if it is subjected to a strong initiating source or if heated under confinement;

(7) it is readily capable of detonation or explosive decomposition or reaction at standard temperature and pressure;

(8) it is a forbidden explosive as defined in 49 CFR section 173.51 (as amended April 20, 1987), or a Class A explosive as defined in 49 CFR section 173.53 (as amended April 5, 1967) or a Class B explosive as defined in 49 CFR section 173.88 (as amended May 19, 1980).

(b) A waste that exhibits the characteristic of reactivity has the EPA Hazardous Waste Number of D003.

TOXICITY CHARACTERISTICS

We will discuss the toxicity characteristics in more detail because it is the least obvious to identify. It takes careful evaluation and some knowledge to rule this characteristic out. Here are some guidelines for assessing the toxicity characteristic. The tips presented below can also be adopted in assessing the other hazardous waste characteristics as well.

If your waste is a fine powder, dust, liquid or sludge, pay careful attention to the toxicity characteristic criterion. If this waste contains the specified target heavy metals, it may be a hazardous waste. (*see section 4.7*)

Whenever you are unsure, it is best for you to manage the waste as a hazardous waste.

- First, carefully examine your **Safety Data Sheets** (referencing page 4.15) to determine if your waste might exhibit this characteristic.
- Look for key word indicators or phrases such as “**poison,**” “**danger,**” or “**harmful to humans or the environment**” to alert you that the waste may be hazardous.

TIPS FOR DEALING WITH THE TOXICITY CHARACTERISTICS

- Keep in mind that if your waste is a fine powder, dust, liquid or sludge originating from or containing heavy metals, you should assume that it is hazardous unless proven non-hazardous by laboratory testing.
- Consider laboratory testing for “ambiguous” wastes which you clearly cannot classify.
- Call your Environmental Specialist at (916) 875-8550 for questions!
- Think bio-friendly. If you do not think it’s safe for the environment, manage it as hazardous waste.
- Remember that cleaning products which are advertised as biodegradable or water based will not necessarily produce non-hazardous waste!
- If you use these products to clean up waste oil or contaminated parts, you will still generate hazardous waste because the oils and metals or other hazardous constituents will contaminate the cleaning product.

EXAMPLES OF HAZARDOUS WASTE DUE TO TOXICITY CHARACTERISTICS

- Paint filters
- Paint sanding dust
- Metal grinding dust
- Car wash sump sludge

IF YOUR WASTE EXHIBITS A CHARACTERISTIC

If your waste exhibits one of the hazardous waste characteristics, such as corrosivity, you must **manage it as a hazardous waste.**

If you are in doubt, you have the option of having the waste tested by a **state certified laboratory** to make a waste determination.

If you choose not to have the waste tested, you should manage it as hazardous waste.

See the section in this chapter entitled Safety Data Sheets And Laboratory Analysis (page 3.14) for information on proving wastes non-hazardous by laboratory analysis.

ATTACHMENT A: TOXICITY CHARACTERISTICS

This is an excerpt from the CCR Title 22 defining the toxicity characteristic:

66261.24. Characteristic of Toxicity.

(a) A waste exhibits the characteristic of toxicity if representative samples of the waste have any of the following properties:

(1) when using the Toxicity Characteristic Leaching Procedure (TCLP), test Method 1311 in "Test Methods for Evaluating Solid Waste, Physical/Chemical Methods," EPA Publication SW-846, third edition and Updates (incorporated by reference in section 66260.11 of this division), the extracts from representative samples of the waste contain any of the contaminants listed in Table I of this section at a concentration equal to or greater than the respective value given in that table unless the waste is excluded from classification as a solid waste or hazardous waste or is exempted from regulation pursuant to 40 CFR section 261.4. Where the waste contains less than 0.5 percent filterable solids, the waste itself, after filtering using the methodology outlined in Method 1311, is considered to be the extract for the purposes of this section;

(A) a waste that exhibits the characteristic of toxicity pursuant to subsection (a)(1) of this section has the EPA Hazardous Waste Number specified in Table I of this section which corresponds to the toxic contaminant causing it to be hazardous;

(B) TABLE I – MAXIMUM CONCENTRATION OF CONTAMINANTS FOR THE TOXICITY CHARACTERISTIC:

EPA Hazardous Waste Number	Contaminant	Chemical Abstracts Service Number	Regulatory Level Mg/l
D004	Arsenic	7440-38-2	5.0
D005	Barium	7440-39-3	100.0
D018	Benzene	71-43-2	0.5
D006	Cadmium	7440-43-9	1.0
D019	Carbon tetrachloride	56-23-5	0.5
D020	Chlordane	57-74-9	0.03
D021	Chlorobenzene	108-90-7	100.0
D022	Chloroform	67-66-3	6.0
D007	Chromium	7440-47-3	5.0
D023	o-Cresol	95-48-7	200.01
D024	m-Cresol	108-39-4	200.01
D025	p-Cresol	106-44-5	200.01
D026	Cresol		200.01

EPA Hazardous Waste Number	Contaminant	Chemical Abstracts Service Number	Regulatory Level Mg/l
D016	2,4-D	94-75-7	10.0
D027	1,4-Dichlorobenzene	106-46-7	7.5
D028	1,2-Dichloroethane	107-06-2	0.5
D029	1,1-Dichloroethylene	75-35-4	0.7
D030	2,4-Dinitrotoluene	121-14-2	0.13
D012	Endrin	72-20-8	0.02
D031	Heptachlor (and its epoxide)	76-44-8	0.008

EPA Hazardous Waste Number	Contaminant	Chemical Abstracts Service Number	Regulatory Level Mg/l
D032	Hexachlorobenzene	118-74-1	0.13
D033	Hexachlorobutadiene	87-68-3	0.5
D034	Hexachloroethane	67-72-1	3.0
D008	Lead	7439-92-1	5.0
D013	Lindane	58-89-9	0.4
D009	Mercury	7439-97-6	0.2
D014	Methoxychlor	72-43-5	10.0
D035	Methyl ethyl ketone	78-93-3	200.0
D036	Nitrobenzene	98-95-3	2.0
D037	Pentachlorophenol	87-86-5	100.0
D038	Pyridine	110-86-1	5.02
D010	Selenium	7782-49-2	1.0
D011	Silver	7440-22-4	5.0
D039	Tetrachloroethylene	127-18-4	0.7
D015	Toxaphene	8001-35-2	0.5
D040	Trichloroethylene	79-01-6	0.5
D041	2,4,5-Trichlorophenol	95-95-4	400.0
D042	2,4,6-Trichlorophenol	88-06-2	2.0
D017	2,4,5-TP (Silvex)	93-72-1	1.0
D043	Vinyl chloride	75-01-4	0.2

[FN1]1 If o-, m- and p-Cresol concentrations cannot be differentiated, the total cresol (D026) concentration is used. The regulatory level of total cresol is 200 mg/l.

[FN2]2 Quantitation limit is greater than the calculated regulatory level. The quantitation limit

therefore becomes the regulatory level.

(2) it contains a substance listed in subsections (a)(2)(A) or (a)(2)(B) of this section at a concentration in milligrams per liter of waste extract, as determined using the Waste Extraction Test (WET) described in Appendix II of this chapter, which equals or exceeds its listed soluble threshold limit concentration or at a concentration in milligrams per kilogram in the waste which equals or exceeds its listed total threshold limit concentration;

(A) TABLE II – LIST OF INORGANIC PERSISTENT AND BIOACCUMULATIVE TOXIC SUBSTANCES AND THEIR SOLUBLE

Threshold Limit Concentration (STLC) and Total Threshold Limit Concentration (TTLC) Values:

Substance	STLC mg/l	TTLC Wet-Weight mg/kg
Antimony and/or antimony compounds	15	500
Arsenic and/or arsenic compounds	5.0	500
Asbestos		1.0 (as percent) (b)
Barium and/or barium compounds (excluding barite)	100	10,000c (c)
Beryllium and/or beryllium compounds	0.75	75
Cadmium and/or cadmium compounds	1.0	100
Chromium (VI) compounds	5	500
Chromium and/or chromium (III) compounds	5(d)	2,500
Cobalt and/or cobalt compounds	80	8,000
Copper and/or copper compounds	25	2,500
Fluoride salts	180	18,000
Lead and/or lead compounds	5.0	1,000
Mercury and/or mercury compounds	0.2	20
Molybdenum and/or molybdenum compounds	350	3,500 (e)
Nickel and/or nickel compounds	20	2,000
Selenium and/or selenium compounds	1.0	100
Silver and/or silver compounds	5	500
Thallium and/or thallium compounds	7.0	700
Vanadium and/or vanadium compounds	24	2,400
Zinc and/or zinc compounds	250	5,000

(a) STLC and TTLC values are calculated on the concentrations of the elements, not the compounds.

(b) In the case of asbestos and elemental metals, the specified concentration limits apply only if the

substances are in a friable, powdered or finely divided state. Asbestos includes chrysotile, amosite, crocidolite, tremolite, anthophyllite, and actinolite. (c) Excluding barium sulfate. (d) If the soluble chromium, as determined by the TCLP set forth in Appendix I of Chapter 18 of this division, is less than 5 mg/l, and the soluble chromium, as determined by the procedures set forth in Appendix II of chapter 11, equals or exceeds 560 mg/l and the waste is not otherwise identified as a RCRA hazardous waste pursuant to section 66261.100, then the waste is a non-RCRA hazardous waste. (e) Excluding molybdenum disulfide.

(B) TABLE III – LIST OF ORGANIC PERSISTENT AND BIOACCUMULATIVE TOXIC SUBSTANCES AND THEIR SOLUBLE THRESHOLD

Limit Concentration (STLC) and Total Threshold Limit Concentration (TTLC) Values:

Substance	STLC mg/l	TTLC Wet-Weight mg/kg
Aldrin	0.14	1.4
Chlordane	0.25	2.5
DDT, DDE, DDD	0.1	1.0
2,4-Dichlorophenoxyacetic acid	10	100
Dieldrin	0.8	8.0
Dioxin (2,3,7,8-TCDD)	0.001	0.01
Endrin	0.02	0.2
Heptachlor	0.47	4.7
Kepone	2.1	21
Lead compounds, organic	--	13
Lindane	0.4	4.0
Methoxychlor	10	100
Mirex	2.1	21
Pentachlorophenol	1.7	17
Polychlorinated biphenyls (PCBs)	5.0	50
Toxaphene	0.5	5
Trichloroethylene	204	2,040
2,4,5-Trichlorophenoxypropionic acid	1.0	10

(3) it has an acute oral LD₅₀ less than 2,500 milligrams per kilogram;

(4) it has an acute dermal LD₅₀ less than 4,300 milligrams per kilogram;

(5) it has an acute inhalation LC₅₀ less than 10,000 parts per million as a gas or vapor;

(6) it has an acute aquatic 96-hour LC₅₀ less than 500 milligrams per liter when measured in

soft water (total hardness 40 to 48 milligrams per liter of calcium carbonate) with fathead minnows (*Pimephales promelas*), rainbow trout (*Salmo gairdneri*) or golden shiners (*Notemigonus crysoleucas*) according to procedures described in Part 800 of the "Standard Methods for the Examination of Water and Wastewater (16th Edition)," American Public Health Association, 1985 and "Static Acute Bioassay Procedures for Hazardous Waste Samples," California Department of Fish and Game, Water Pollution Control Laboratory, revised November 1988 (incorporated by reference, see section 66260.11), or by other test methods or test fish approved by the Department, using test samples prepared or meeting the conditions for testing as prescribed in subdivisions (c) and (d) of Appendix II of this chapter, and solubilized, suspended, dispersed or emulsified by the cited procedures or by other methods approved by the Department;

(7) it contains any of the following substances at a single or combined concentration equal to or exceeding 0.001 percent by weight:

- (A) 2-Acetylaminofluorene (2-AAF);
- (B) Acrylonitrile;
- (C) 4-Aminodiphenyl;
- (D) Benzidine and its salts;
- (E) bis (Chloromethyl) ether (BCME);
- (F) Methyl chloromethyl ether;
- (G) 1,2-Dibromo-3-chloropropane (DBCP);
- (H) 3,3'-Dichlorobenzidine and its salts (DCB);
- (I) 4-Dimethylaminoazobenzene (DAB);
- (J) Ethyleneimine (EL);
- (K) alpha-Naphthylamine (1-NA);
- (L) beta-Naphthylamine (2-NA);
- (M) 4-Nitrobiphenyl (4-NBP);
- (N) N-Nitrosodimethylamine (DMN);
- (O) beta-Propiolactone (BPL);
- (P) Vinyl chloride (VCM);

(8) it has been shown through experience or testing to pose a hazard to human health or environment because of its carcinogenicity, acute toxicity, chronic toxicity, bioaccumulative properties or persistence in the environment.

(b) A waste containing one or more materials which exhibit the characteristic of toxicity because the materials have the property specified in subsection (a)(5) of this section may be classified as nonhazardous pursuant to section 66260.200 if the waste does not exhibit any other characteristic of this article and is not listed in article 4 of this chapter and its head space vapor contains no such toxic materials in concentrations exceeding their respective acute inhalation LC_{50} or their LC_{Lo} . The head space vapor of a waste shall be prepared, and two milliliters of it shall be sampled using a five milliliter gas-tight syringe, according to Method 5020 in "Test Methods for Evaluating Solid Waste, Physical/Chemical Methods," SW-846, 2nd edition, U.S. Environmental Protection Agency, 1982 (incorporated by reference, see section 66260.11). The quantity in milligrams of each material, which exhibits the characteristic of toxicity because it has the property specified in subsection (a)(5) of this section, in the sampling syringe shall be determined by comparison to liquid standard solutions

according to the appropriate gas chromatographic procedures in Method 8010, 8015, 8020, 8030 or 8240 in "Test Methods for Evaluating Solid Waste, Physical/Chemical Methods," SW-846, 3rd edition, U.S. Environmental Protection Agency, 1986 (incorporated by reference, see section 66260.11). The concentration of each material in the head space vapor shall be calculated using the following equation:

		Q_A		29.8ml		1
C_A	$=$	$\frac{\quad}{\text{MW}}$	\times	$\frac{\quad}{\text{mmole}}$	\times	$\frac{\quad}{2 \times 10^{-6} \text{M}^3}$

where C (in parts per million) is the concentration of material A in head space vapor, Q (in milligrams) is the quantity of material A in sampling syringe and MW (in milligrams per millimole) is the molecular weight of material A. Where an acute inhalation LC_{50} is not available, an LC_{50} measured for another time (t) may be converted to an eight-hour value with the following equation:

Eight-hour $LC_{50} = (t/8) \times (t\text{-hour } LC_{50})$.

(c) A waste containing one or more materials which exhibit the characteristic of toxicity because the materials have either of the properties specified in subsection (a)(3) or (a)(4) of this section may be classified as nonhazardous pursuant to section 66260.200 if the waste does not exhibit any other characteristic of this article and is not listed in article 4 of this chapter and the calculated oral LD_{50} of the waste mixture is greater than 2,500 milligrams per kilogram and the calculated dermal LD_{50} is greater than 4,300 milligrams per kilogram by the following equation:

$$\text{Calculated oral or dermal } LD_{50} = \frac{100\%}{\sum_{x=1}^n \frac{\%A_x}{T_{A_x}}}$$

where $\%A_x$ is the weight percent of each component in the waste mixture and T_{A_x} is the acute oral or dermal LD_{50} or the acute oral LD_{LO} of each component.

NOTE: Authority cited: Sections 25141, 25159, 58004 and 58012, Health and Safety Code. Reference: Sections 25117, 25120.2, 25141, 25159 and 25159.5, Health and Safety Code and 40 CFR Section 261.24.

HISTORY

1. New section filed 5-24-91; effective 7-1-91 (Register 91, No. 22).
2. Amendment of table II filed 1-31-94; operative 1-31-94 (Register 94, No. 5).
3. Editorial correction of equation (Register 95, No. 36).
4. Amendment of subsection (a)(1) and NOTE filed 10-13-98; operative 11-12-98 (Register 98, No. 42).
5. Change without regulatory effect amending subsections (a)(3) and (c) filed 6—3—2004 pursuant to section 100, title 1, California Code of Regulations (Register 2004, No. 23).

SAFETY DATA SHEETS AND LABORATORY ANALYSIS

A Safety Data Sheet (SDS) is a form prepared by a chemical manufacturer which describes in detail following information about the chemical:

- Name (including common names or synonyms)
- Fire and explosion information
- Hazardous ingredients
- Associated physical and/or health hazards
- Physical and chemical characteristics
- Special precautions or personal protection information

USING AN SDS TO MAKE A WASTE DETERMINATION

The SDS supplied by your chemical manufacturer or distributor are your best source of information concerning the wastes you may produce. You are probably generating a hazardous waste if the SDSs for your new chemical products show that they:

- Contain ingredients which are listed hazardous wastes
- Contain ingredients which are likely to exhibit hazardous waste characteristics
- Contain ingredients which may be ignitable, reactive, corrosive or toxic as defined by the hazardous waste characteristics

See Attachment B (page 3.15) for an example of an SDS.

THINGS TO KNOW ABOUT LABORATORY ANALYSIS

You may have a waste tested by a state certified laboratory to determine if it is a hazardous waste. You should know that:

- Testing may be your best option if the waste cannot be clearly classified by other criteria.
- All laboratory analysis testing results for hazardous waste determinations must be kept for at least three years.

A listing of state certified laboratories is included as Attachment C (page 3.25).

PROVING NON-HAZARDOUS BY LABORATORY ANALYSIS

Wastes that are identified as possible hazardous waste by characteristics are sometimes proven non-hazardous waste by laboratory analysis. This may occur if a waste is generally considered hazardous, but the particular use or condition of generation produces a waste with fewer than expected hazardous constituents.

Example:

Paint filters from auto body shops are generally assumed to be hazardous waste. However, your filters may test as non-hazardous waste due to conditions such as:

- you paint fewer than normal cars or
- you change your filters frequently so that the metal content does not build up in the filters.



For such “ambiguous” wastes, the laboratory testing results will vary from shop to shop or even from test to test depending on use or conditions.

It is for this very reason that you have the option of testing these “ambiguous” wastes. If you choose not to test such wastes, you should assume them to be hazardous wastes and manage them appropriately.

TIPS FOR LABORATORY ANALYSIS

Weighing the economics of testing a possible hazardous waste stream versus managing it as a hazardous waste:

- If you have good reason to believe the test may prove that the waste is not a hazardous waste, it may be less expensive to test than to manage as a hazardous waste.
- In other cases, it may be less expensive to simply manage the waste as hazardous rather than go through the expense of laboratory testing.

Call your Environmental Specialist prior to scheduling any testing.

WHEN YOU DETERMINE THE WASTE IS NOT A HAZARDOUS WASTE

You may conclude that your waste is not subject to hazardous waste regulation if it meets **all** of the following:

- Is not listed
- Doesn't exhibit any hazardous waste characteristic
- Has been proven non-hazardous by laboratory analysis

ATTACHMENT B: SAMPLE OF AN SDS

<p>Safety Data Sheet</p> <p>May be used to comply with OSHA's Hazard Communication Standard, 29 CFR 1910.1200. Standard must be consulted for specific requirements.</p>	<p>U.S. Department of Labor Occupational Safety and Health Administration (Non-Mandatory Form) Approved OMB No. 1218-0072</p>
--	---

IDENTITY (As Used on Label and List)	Note: Blank spaces are not permitted. If any item is not applicable, or no information is available, the space must be marked to indicate that.
--------------------------------------	---

Section I

Manufacturer's Name	Emergency Telephone Number
Address (Number, Street, City, State, and Zip Code)	Telephone Number for Information
	Date Prepared
	Signature of Preparer (optional)

Section II – Hazardous Ingredients/Identity Information

Hazardous Components [Specific Chemical Identity; Common Name(s)]	OSHA PEL	ACGIH TLV	Other Limits Recommended	%(optional)

Section III – Physical/Chemical Characteristics

Boiling Point	Specific Gravity (H ₂ O = 1)	
Vapor Pressure (mm Hg)	Melting Point	
Vapor Density (AIR = 1)	Evaporation Rate (Butyl Acetate = 1)	
Solubility in Water		
Appearance and Odor		

Section IV – Fire and Explosion Hazard Data

Flash Point (Method Used)	Flammable Limits	LEL	UEL
Extinguishing Media			
Special Fire Fighting Procedures			
Unusual Fire and Explosion Hazards			

Section V – Reactivity Data

Stability	Unstable		Conditions to Avoid
	Stable		
Incompatibility (Materials to Avoid)			
Hazardous Decomposition or Byproducts			
Hazardous Polymerization	May Occur		Conditions to Avoid
	Will Not Occur		

Section VI – Health Hazard Data

Route(s) of Entry:	Inhalation?	Skin?	Ingestion?
Health Hazards (Acute and Chronic)			
Carcinogenicity:	NTP?	IARC Monographs?	OSHA Regulated?
Signs and Symptoms of Exposure			
Medical Conditions Generally Aggravated by Exposure			
Emergency and First Aid Procedures			

Section VII – Precautions for Safe Handling and Use

Steps to Be Taken in Case Material is Released or Spilled
Waste Disposal Method
Precautions to Be taken in Handling and Storing
Other Precautions

Section VIII – Control Measures

Respiratory Protection (Specify Type)		
Ventilation	Local Exhaust	Special
	Mechanical (General)	Other
Protective Gloves	Eye Protection	
Other Protective Clothing or Equipment		
Work/Hygienic Practices		

Section IX – Special Precautions

Precautions to be taken in Handling and Storing
Other Precautions

Each SDS must be reviewed for correctness and completeness every three years.

Reviewed by _____ Reviewed by _____

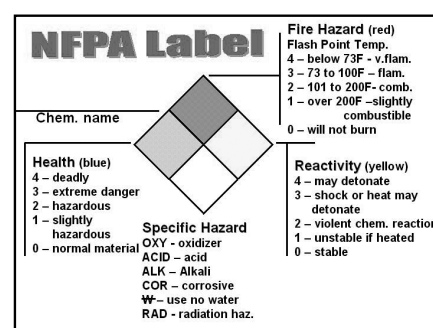
Revision date _____ Revision date _____

NFPA HAZARD RATING SYSTEM

The National Fire Protection Association (NFPA) created a standardized visual placarding system for assessing chemical hazards to assist emergency responders in identifying potential risks. The NFPA placard, along with the chemical product SDS can be used to help determine the hazardous characteristics that a chemical may present. Review the following information on the NFPA placarding system to help understand how these risk ratings can help determine a chemical's potential hazards.

The system, called the NFPA 704 Fire Diamond System, uses a color coded diamond to indicate a chemical's relative hazard for:

- Flammability
- Health
- Reactivity
- Special risks, such as radioactivity, biohazard, corrosivity, water reactivity, and oxidizing ability



UNDERSTANDING THE RATING SYSTEM

The rating system uses a number from 0-4 for each category of the fire diamond. Higher numbers indicate an increased hazard.

The details are explained in the tables on pages 3.19, 3.20, 3.21 and 3.22.

The following table indicates a chemical's flammability rating:

RATING DESCRIPTION APPLIES TO...			
FLAMMABILITY	4	<p>Severe risk: Materials which will rapidly or completely vaporize at normal pressure and temperature, or are readily dispersed in air and will burn quickly.</p> <p>Example = propane</p>	<p>Gases</p> <p>Cryogenic materials</p> <p>Liquid/gaseous materials that are liquid under pressure and have a flash point below 73°F and a boiling point below 100°F (Class IA flammable liquids)</p> <p>Materials that can form explosive mixtures with air and are readily dispersed in air (e.g., dusts of combustible solids)</p>
	3	<p>Liquids and solids that can be ignited under almost all ambient temperature conditions.</p> <p>Example = gasoline</p>	<p>Liquids with a flash point below 100°F and a boiling point at or above 100°F (Class IB and IC flammable liquids)</p> <p>Solid materials in coarse dust form that burn rapidly but do not form an explosive atmosphere with air</p> <p>Solid materials in a fibrous/shredded form that burn rapidly and create flash fire hazards (e.g., cotton, hemp)</p> <p>Materials that burn very rapidly (e.g., dry nitrocellulose)</p> <p>Materials that ignite quickly when exposed to air</p>
	2	<p>Materials that must be moderately heated or exposed to relatively high temperatures before ignition can occur.</p> <p>Example = diesel</p>	<p>Liquids with a flash point above 100°F, but below 200°F</p> <p>Solids/semi-solids that readily give off combustible vapors</p>
	1	<p>Materials that must be preheated before ignition can occur.</p> <p>Example = canola oil</p>	<p>Materials that will burn in air when exposed to a temperature of 1500°F for a period of 5 minutes or less</p> <p>Liquids/solids/semi-solids with a flash point above 200°F</p> <p>Most ordinary combustible materials</p>
	0	<p>Materials that will not burn</p> <p>Example = water</p>	

The following table indicates a chemical's health risk rating. The health rating is a measure of the chemical's ability to cause acute (immediate) health affects as shown below:

	RATING	DESCRIPTION	APPLIES TO...
HEALTH	4	Severe risk: Materials which upon very limited exposure could cause death or major residual injury even though prompt medical treatment is given. Example = hydrogen cyanide gas	Materials that: can penetrate rubber protective clothing under normal or fire conditions can give off gases which are very hazardous (i.e., toxic or corrosive)
	3	Materials which upon short exposure could cause serious temporary or residual injury even though prompt medical treatment is given. Example = chlorine gas	Materials that: give off highly toxic combustion products are corrosive to living tissue or toxic by skin absorption
	2	Materials which upon intense or continued exposure could cause temporary incapacitation or possible residual injury unless prompt medical treatment is given. Example = ammonia gas	Materials that: give off toxic combustion products give off highly irritating combustion products give off toxic vapors lacking warning properties whether normally or under fire conditions
	1	Materials which upon exposure would cause irritation but only minor residual injury even if no treatment is given. Example = turpentine	Materials that: give off irritating combustion products under fire conditions cause skin irritation but no tissue harm
	0	Materials which upon exposure to fire conditions would offer no hazard beyond that of ordinary combustible material. Example = peanut oil	

The following table indicates a chemical's reactivity risk rating. The reactivity rating is a measure of the chemical's ability to undergo chemical reactions as shown below:

	RATING	DESCRIPTION	APPLIES TO...
REACTIVITY	4	Severe risk: Materials readily capable of ignition or of explosive decomposition or reaction at normal temperatures and pressures. Example = TNT	Materials that are sensitive to thermal shock at normal temperatures and pressures
	3	Materials capable of detonation or explosive reaction but which require a strong initiating source or must be heated under confinement. Example = fluorine	Materials that: are sensitive to thermal or mechanical shock at elevated temperatures and pressures react explosively to water
	2	Materials which are normally unstable and easily undergo violent chemical change but do not detonate. Example = calcium	Materials that: are sensitive to thermal or mechanical shock at elevated temperatures and pressures react explosively to water
	1	Materials which are normally stable, but which can become unstable at elevated temperatures and pressures or which may react to water with some release of energy but not violently. Example = canola oil	
	0	Materials which are normally stable, even under fire exposure conditions, and are not reactive to water. Example = liquid nitrogen	

The following table indicates special hazards that may be posed by the chemical:

	RATING	DESCRIPTION	APPLIES TO...
SPECIAL RATINGS	OX	Materials that are oxidizing agents. An oxidizer is a chemical which can greatly increase the rate of combustion/fire. Example = bleach	Materials that give up oxygen easily, remove hydrogen from other compounds, or attract negative electrons
	W	Materials that are water-reactive posing a potential hazard if water is used to fight a fire involving this material. Example = sodium metal	Materials that undergo rapid energy releases on contact with water

EXAMPLES OF HAZARDOUS WASTE

Here are some common examples of hazardous wastes:

ACID SOLUTIONS

With a pH less than or equal to 2 (i.e. battery acid, metal plating waste, etching residue, and pickling liquor)

ALKALINE SOLUTIONS

With a pH greater than or equal to 12.5 (i.e. metal plating and cleaning waste, soda ash, sodium or calcium hydroxide)

ASBESTOS

Friable and/or crumbling forms of asbestos from insulation products, old pipe lagging, and asbestos pipe waste

ASHES

Includes oil ash, kiln, and oven residue

MISCELLANEOUS

Explosives, printing ink, bag house wastes, fly ash, waste chemicals, and dyes

MONOMER WASTE/POLYMERIC RESIN

Incompletely reacted resin, and resin rinse water

ORGANIC LIQUIDS/SOLIDS

Fuel, paint thinner, paint remover, paint, dry cleaning fluids, and filters

PESTICIDES

Unusable portion of active pesticides, unrinsed empty containers, and rinse water

GUIDELINES FOR GENERATORS OF HAZARDOUS WASTE

PHOTO PROCESSING WASTE

Developer, fixer, and hypo solutions

POLYCHLORINATED BIPHENYLS

PCB – contaminated electric capacitors, ballasts, and transformer fluids.

SLUDGES

Paint, degreasing, caustic, paper, metal pickling, acetylene, lime, metal machine coolant, and tanning sludges

SOLIDS & SOLUTIONS

Cyanide, azide, hypochlorite, sulfide, fluoride, anti-corrosion fluids, antifreeze, metal and equipment cleaning solutions, heavy metals in powdered or solution form including antimony, arsenic, barium, beryllium, cadmium, chromium, cobalt, copper, lead, mercury, molybdenum, nickel, selenium, silver, thallium, vanadium and zinc

SOLVENTS

Acetone, methylene chloride, methyl ethyl ketone, benzene, Stoddard, perchloroethylene, dry cleaning fluids, trichloroethylene, styrene, xylene, and unspecified solvent mixtures

WASTE OIL / MIXED OIL

Motor oil, cutting oil, lube oil, bunker oil, sulfonation oil, oil and water, hydraulic fluid, and transmission fluid mixtures

- These substances are often incorrectly disposed of as non-hazardous wastes

METAL DUSTS/GRINDINGS

Finely divided metal grindings may be toxic because they can contain heavy metals (like barium, cadmium, chromium, copper, lead, nickel, zinc, etc)

- They cannot be disposed of in the trash
- They are assumed to be hazardous wastes unless proven otherwise by state certified

laboratory analysis

- Metal sludge, dusts, fine powders with a diameter of less than 100 microns (about the diameter of a human hair), or semi-solids are potentially hazardous waste
- Metal workings, cuttings, shavings or grindings with a diameter of more than 100 microns (about the diameter of a human hair) are considered to be scrap metal and are not hazardous waste if managed properly per regulatory requirement (recycled)

PAINT BOOTH FILTERS

- They may be toxic because they can contain heavy metals (like barium, cadmium, chromium, copper, lead, nickel, zinc, etc)
- They cannot be disposed of in the trash
- They are assumed to be hazardous wastes unless proven otherwise by state certified laboratory analysis

PAINT SANDING DUSTS

- They may be toxic because they can contain heavy metals (like barium, cadmium, chromium, copper, lead, nickel, zinc, etc)
- They cannot be disposed of in the trash

USED ABSORBENTS

Spent absorbents used to soak up hazardous materials or hazardous wastes:

- Cannot be disposed of in the trash
- Are assumed to be hazardous wastes unless proven otherwise by a state certified laboratory analysis

USED RAGS

Used fabric rags are not hazardous waste as long as they are not overly saturated and are picked up regularly by an industrial laundry service

UNIVERSAL WASTE

Universal wastes are commonly generated hazardous waste that:

- Pose a relatively lower risk to people and the environment, and
- Are regulated based on a less stringent set of standards.



Universal waste may not be disposed of in the trash. Label universal waste containers as "universal waste" with an accumulation start date.

See Chapter 20 titled **Managing Universal Waste** for examples and management of universal waste.

ATTACHMENT C: STATE CERTIFIED LABORATORIES

The following are state certified laboratories in our area. This information is supplied as a guidance and is not an endorsement of their services, and is subject to change.

<p>Kiff Analytical, LLC 2795 Second Street, Suite 300 Davis, CA 95618 (530) 297-4800</p>	<p>Air Toxics Limited 180 Blue Ravine Road, Suite B Folsom, CA 95630 (916) 985-1000 (Air Samples)</p>
<p>Nachtmann Analytical Laboratory 720 Olive Drive, Suite B Davis, CA 95616 (530) 758-5850</p>	<p>BSK Associates 3140 Gold Camp Drive, Suite 160 Rancho Cordova, CA 95670 Phone: (916) 853-9293 Fax: (916) 853-9297</p>
<p>TestAmerica 880 Riverside Parkway West Sacramento, CA 95605 (916) 373-5600</p>	<p>CLS Labs 3249 Fitzgerald Road Rancho Cordova, CA 95742-6813 (916) 638-7301</p>
<p>Excelchem 1135 W. Sunset Blvd, Suite A Rocklin, CA 95765 (916) 543-4445</p>	<p>Sparger Technology, Inc. 3738 Bradview Drive Sacramento, CA 95827-9702 (916) 369-7688</p>
<p>Smart Chemistry Corporation 3401 La Grande Blvd. Sacramento, CA 95823-1008 (916) 391-3300 smartchemistry.com</p>	<p>Transglobal Environmental Chemistry 11350 Monier Park Place Rancho Cordova, CA 95742 (916) 853-8010</p>

CHAPTER

4

HAZARDOUS WASTE REGULATION

There are specific requirements for accumulating hazardous waste on site as summarized in the following table:

GENERATOR STATUS	IF YOU GENERATE	ACCUMULATION TIME LIMIT	ACCUMULATION TIME BEGINS
Large Quantity Generator (LQG)	≥1,000 kg (270 gallons/2,200 lbs) of hazardous waste per month (or >1 kg of acutely or extremely hazardous waste)	90 days	First day of accumulation
Small Quantity Generator (SQG)	>100 kg (27 gallons/220 lbs) to <1,000 kg (270 gallons/2,200 lbs) of hazardous waste per month	180 days, or 270 days if waste must be transported more than 200 miles for disposal.	First day of accumulation
Conditionally Exempt Small Quantity Generator (CESQG)	≤100 kg (27 gallons/220 lbs) of hazardous waste per month	90 days	The day 100 kg is accumulated (total hazardous waste combined, not individual wastes)
Satellite Accumulation	<ul style="list-style-type: none"> Waste must be accumulated at or near the point of generation. Waste container must be under the control of the operator generating the waste. Container must be properly labeled including an accumulation start date. Container must be kept in good condition, kept closed and compatible with stored waste. Maximum accumulation amount is 55 gallons per process or group of compatible processes. 	Whichever of the following comes first: Within 90 days from the date that 55 gallons is accumulated, or No more than one year from the initial date of accumulation.	First day of accumulation

Reference/Code Section: 22 CCR 66262.34

This table summarizes the basic hazardous waste generator requirements for permitting, obtaining an EPA ID Number, Emergency Response planning, storing/handling and managing containers:

REQUIREMENT	BASIC SUMMARY OF REQUIREMENTS
Permitting	<p>A hazardous waste generator permit from EMD (renewed annually) is required if generating 10 gallons (80 lbs) or more of hazardous waste per year. Facilities that generate less do not currently require a permit from EMD but are inspected on a complaint basis.</p> <p>Obtain a permit (fees apply) by contacting ECD (see Chapter 2 titled Regulatory Agencies for Hazardous Waste Facilities).</p> <p>An additional permit is required if you treat hazardous waste (see Chapter 8 titled Requirements for Onsite Hazardous Waste Recycling, Treatment and Disposal).</p> <p>Annual permit fees are assessed by ECD to cover their inspection program. Fees are based on the amount of hazardous waste generated. Current fees are posted on ECD's website.</p> <p>The state of California assesses a surcharge to every facility regulated by the ECD. The surcharge covers their regulatory oversight at the state level. The surcharge is noted on the bill issued by the ECD.</p> <p>Additional fees related to hazardous waste may be assessed by the state of California (e.g. fees for storing waste in tanks, etc).</p> <p>An additional permit (Hazardous Materials Storage Permit) and submission of a Hazardous Materials Business Plan (HMBP) are required if a business stores hazardous materials or wastes at or above reportable quantities (55 gallons for liquids, 500 pounds for solids, or 200 cubic feet at standard temperature and pressure for compressed gases) at any time.</p>
Obtaining an EPA ID Number	<p>A state or federal EPA ID Number is required for facilities that generate any quantity of hazardous waste (see Chapter 10 titled EPA ID Numbers).</p> <p>Applications are available at dtsc.ca.gov.</p> <p>Facilities that generate more than 100 kg per month of RCRA hazardous waste or 1 kg of extremely hazardous waste (EHS) must have a federal EPA ID Number.</p>
Storing & handling of waste	<p>Store hazardous wastes securely in protected areas.</p> <p>Separate incompatible materials.</p> <p>Promptly clean up any spills.</p>

REQUIREMENT	BASIC SUMMARY OF REQUIREMENTS
Managing Containers	<p>Containers accumulating hazardous waste must be properly labeled (see Chapter 6 titled Requirements for Labeling Hazardous Waste Containers).</p> <p>Inspected weekly for leaking containers, spills, deterioration, etc.</p> <p>Suitable for storing the waste and compatible with the contents.</p> <p>Empty containers >5 gallons which previously held a hazardous material or hazardous waste must be labeled “empty” with the date they were emptied then be recycled, reused, or returned to the vendor within one year.</p> <p>In good condition.</p> <p>Kept closed unless in use.</p> <p>Located 50 feet away from the property line if holding ignitable or reactive wastes.</p> <p>Grounded if holding flammable waste.</p> <p>Reactive wastes must be stored separately, or be separated by a dike, berm, wall, or other barrier.</p>
Waste Accumulation	<p>Waste can only be accumulated on site for a limited specific time period that is determined by the amount of waste you generate per month (see Table on page 4.1).</p>
Transporting & Disposing	<p>Hazardous waste must be disposed of at an authorized TSDF.</p> <p>Hazardous waste must be transported by a state licensed hazardous waste hauler.</p> <p>Hazardous waste disposal must be documented using a hazardous waste manifest, bill of lading or consolidated manifest.</p> <p>Hazardous waste must be packaged and placarded in accordance with US Department of Transportation regulations (49 CFR).</p>
Record-Keeping	<p>Hazardous waste disposal records, waste determination or laboratory testing results must be retained for at least 3 years.</p> <p>If you generate ≥ 270 gallons or 2,200 pounds per month of federal (RCRA) hazardous waste, you must submit a Biennial Report for RCRA waste to the California Department of Toxic Substances Control.</p>
Manifesting	<p>See Chapter 12 titled Hazardous Waste Manifests.</p>
Spill and Release Reporting	<p>See Chapter 13 titled Emergency Response/Contingency Planning.</p>

REQUIREMENT	BASIC SUMMARY OF REQUIREMENTS
Universal Waste	<p>You may need a permit from EMD even if you only generate universal waste.</p> <p>See Chapter 19 titled Managing Universal Waste for more information.</p>
Treatment	<p>Treatment is anything you do to your hazardous waste that changes the substance in any way.</p> <p>H&SC 25123.5(a) Treatment means any method, technique, or process which is not otherwise excluded from the definition of treatment by this chapter and which is designed to change the physical, chemical, or biological character or composition of any hazardous waste or any material contained therein, or which removes or reduces its harmful properties or characteristics for any purpose.</p> <p>See Chapter 8 titled Requirements for Onsite Hazardous Waste Recycling, Treatment and Disposal for more information.</p>
Emergency Response/Contingency Planning	<p>Generators of <270 gallons of hazardous waste per month (CESQG's and SQG's) must post by the phone the name and phone number of the Emergency Coordinator, the Fire Department's phone number, and the locations of fire extinguishers and spill control equipment.</p> <p>Generators of ≥ 270 gallons of hazardous waste per month (LQG's) must complete, submit to EMD, and implement a Consolidated Emergency Response/Contingency Plan.</p> <p>See Chapter 13 titled Requirements for the Consolidated Emergency Response/Contingency Plan.</p>
Employee Training	<p>Employee training is required for all generators no matter how many employees you have.</p> <p>Training must cover hazardous waste handling, emergency response procedures, and emergency equipment use.</p> <p>Specific documentation and training timelines apply for LQGs (see Table on the following page).</p>

ADDITIONAL REQUIREMENTS FOR LARGE QUANTITY GENERATORS

REQUIREMENT	BASIC SUMMARY OF REQUIREMENTS
Training	<p>Written outline of training program and dates of training.</p> <p>Written documentation of training must include employee names, job titles, and job descriptions.</p>
Stationary hazardous waste storage tank requirements	<p>Stationary hazardous waste storage tanks / tank systems must have adequate secondary containment.</p> <p>Daily inspections (inspections must be documented).</p> <p>Spill prevention controls (e.g. check valves), and overflow prevention controls (e.g. auto shutoff, alarms, etc).</p> <p>Minimum of 2 feet of freeboard for uncovered tanks.</p> <p>Written Hazardous Waste tank assessment and report reviewed and certified by an independent Professional Engineer registered in California.</p> <p>Safety measures for tanks holding ignitable or reactive wastes.</p> <p>(See Chapter 9 titled Requirements for OnSite Hazardous Waste Recycling, Treatment and Disposal)</p>
Record Keeping	<p>Employee training documentation must be kept for 3 years.</p> <p>Written Hazardous Waste tank assessment and report must be kept onsite.</p> <p>LQGs of Resource Conservation Recovery Act (RCRA) waste must submit a Biennial Report to DTSC by March 1st of even years for prior calendar years and copy retained on site for 3 years.</p> <p>Facilities generating approximately 3,165 gallons or 26,400 pounds (>12,000 kg) of hazardous waste per year, must complete Source Reduction requirements (automotive fluids exempted from waste calculation). The Source Reduction requirements include a Source Reduction Plan, Hazardous Waste Management Performance Report, and submission of Summary Progress Report every 4 years with all retained for 3 years after preparation. If <250 employees, only complete DTSC's Hazardous Waste Source Reduction Compliance Checklist and Summary Progress Report. (SB 14)</p>

HOW TO GET MORE HELP

- ❑ Call your Environmental Specialist or the daily phone duty specialist at (916) 875-8550
- ❑ Call the Department of Toxic Substances Control Duty Officer at (800) 728-6942

CHAPTER

5

REQUIREMENTS FOR CONTAINERS STORING HAZARDOUS WASTE

DEFINITION OF CONTAINER

A container is any portable device in which material can be stored, handled, treated, transported, recycled, or disposed of (22 CCR 66260.10).

All containers or portable tanks storing hazardous waste must be:

- In good condition (i.e., no rusting, bulging, and structurally sound)
- Compatible with the stored waste
- Properly labeled
- Located at least 50 feet away from property lines for ignitable or reactive wastes
- Kept closed unless you are adding or removing wastes
- Inspected weekly for leaks and deterioration

FLAMMABLE WASTES

Flammable wastes must be stored in containers that are electrically grounded. Bonding connections must be made when transferring flammable liquids between metallic containers.

You should contact your local Fire district for more information on grounding and storing requirements for flammable wastes.

REACTIVE/INCOMPATIBLE WASTES

Reactive wastes must be stored separately, or be separated by a dike, berm, wall, or other barrier to prevent any reactions with other wastes.

CHAPTER

6

REQUIREMENTS FOR LABELING HAZARDOUS WASTE CONTAINERS

Hazardous waste containers or portable tanks must be labeled with **all** of the following:

- The words "Hazardous Waste"
- The date waste accumulation began in the container (accumulation start date)
- The composition (name of the waste) and physical state (gas, liquid, solid, sludge)
- A description of the hazardous properties of the waste (i.e. flammable, reactive, etc.)
- The name and address of the generator

LABELING EXCEPTIONS:

Used oil may be labeled "Used Oil" rather than "Hazardous Waste" but all other requirements still apply.

Used oil and fuel filters may be labeled as "Drained Used Oil Filters" with an accumulation start date.

Recent Changes, Record Keeping and Labeling March 8, 2007

As of August 23, 2004, drained used fuel filters can now be stored with drained used oil and diesel filters. Note that filters and filter components that are not recycled as scrap metal (e.g., plastic and paper waste fuel filters) are not covered by this provision. Any absorbent filtering material contaminated with fuel cannot be accumulated with the drained used oil or diesel filters. All filters must be properly drained of its contents. Containers must be labeled as "Drained Used Oil and Gasoline Filters" with the accumulation start date. The labeling requirements change when gasoline filters are mixed in with the used oil or diesel filters.

Reference: CH&S 25250.22.

Note:

Containers of hazardous waste must have the EPA identification number written on the label at the time of transport. It is not required to be written on the label at the point of first accumulation, but is highly recommended by the DTSC.

IMPORTANT INFORMATION CONCERNING WASTE ACCUMULATION START DATES

If you are a conditionally exempt small quantity generator, a small quantity generator or are following the satellite storage rule, you must record on your hazardous waste label both:

- The initial date of accumulation, and
- The date that triggers your final 90/180/270 day storage period (see page 4.1 for storage rule explanations).

OBTAINING HAZARDOUS WASTE LABELS

Hazardous waste labels may be available upon request from your hazardous waste hauler. They are also available for purchase from the following suppliers:

<p>BWF Distributors 1847 Piner Road Santa Rosa, CA 95403 (800) 862-4685 plccenter.com</p>	<p>Direct Safety Company P.O. Box 50050 Phoenix, AZ 85076-0050 (800) 528-7405 directsafety.com</p>
<p>Grainger Industrial Supply 3691 Industrial Blvd. West Sacramento, CA 95691-3456 Phone: (916) 372-7800 Fax: (916) 371-9376 grainger.com</p>	<p>Label Master 5742 N. Pulaski Road Chicago, IL 60646 (800) 621-5808 labelmaster.com</p>

ATTACHMENT D: SAMPLE HAZARDOUS WASTE LABEL

HAZARDOUS WASTE	
STATE AND FEDERAL LAW PROHIBITS IMPROPER DISPOSAL	
IF FOUND, CONTACT THE NEAREST POLICE, OR PUBLIC SAFETY AUTHORITY, OR THE U.S. ENVIRONMENTAL PROTECTION AGENCY OR THE CALIFORNIA DEPARTMENT OF TOXIC SUBSTANCES CONTROL.	
GENERATOR INFORMATION:	
NAME _____	
ADDRESS _____	PHONE _____
CITY _____	STATE _____ ZIP _____
EPA IDENTIFICATION NO. /	MANIFEST TRACKING NO. /
EPA WASTE NO. _____	CA WASTE NO. _____ ACCUMULATION START DATE _____
CONTENTS, COMPOSITION: _____	
PHYSICAL STATE:	HAZARDOUS PROPERTIES:
<input type="checkbox"/> SOLID <input type="checkbox"/> LIQUID	<input type="checkbox"/> FLAMMABLE <input type="checkbox"/> TOXIC
	<input type="checkbox"/> CORROSIVE <input type="checkbox"/> REACTIVITY <input type="checkbox"/> OTHER _____
<div style="border: 1px solid black; padding: 5px; margin: 10px auto; width: 80%;"> _____ _____ _____ D.O.T. PROPER SHIPPING NAME AND UN OR NA NO. WITH PREFIX </div>	
HANDLE WITH CARE!	

Enter the manifest document and EPA ID number when the container is shipped out for disposal.

CHAPTER

7

REQUIREMENTS FOR ABOVE GROUND TANKS STORING HAZARDOUS WASTES

REQUIRED LABELING FOR ALL STATIONARY TANKS

- Labeled with the words “Hazardous Waste”
- Date waste accumulation began (accumulation start date)

REQUIREMENTS FOR SQGS [22 CCR 66262.34(d)(2)]

- Daily inspections** of the following:
 - Discharge control equipment (e.g., waste feed cutoff systems, by-pass systems, and drainage systems) working properly
 - NOTE:** Continuously fed tanks must be equipped with a means to stop the inflow (e.g., waste feed cutoff system or by-pass system to a stand-by tank)
 - Data gathered from monitoring equipment (e.g., pressure and temperature gauges)
 - For uncovered tanks, the tank level to ensure at least 2 feet of freeboard, unless the tank is equipped with a containment structure (e.g., dike or trench), a drainage control system, or a diversion structure (e.g., standby tank) with a capacity that equals or exceeds the volume of the top 2 feet of the tank
- Weekly inspections** of the following:
 - The construction materials of the tank to detect corrosion or leaking of fixtures or seams
 - The construction materials of, and the area immediately surrounding, discharge confinement structures (e.g., dikes) to detect erosion or obvious signs of leakage (e.g., wet spots or dead vegetation)

REQUIREMENTS FOR LQGS (22 CCR 66265)

- The written hazardous waste tank assessment must be review and certified by an independent, qualified, Professional Engineer (PE) certified in California prior to the tanks being put in to service (22 CCR 66265.192). **A sample assessment checklist is included on page 7.3.**
- The written hazardous waste tank assessment must be available for review during the triennial hazardous waste inspection.

- ❑ Tanks and ancillary equipment/piping must be equipped with secondary containment (22 CCR 66265.193)
- ❑ A leak detection system/program is required for secondary containment (22 CCR 66265.193)
- ❑ Appropriate controls and practices are required to prevent spills and overflow from the tank or secondary containment systems (22 CCR 66265.194), including:
 - Spill prevention controls (e.g., check valves, dry discount couplings)
 - Overfill prevention controls (e.g., level sensing devices, high level alarms, automatic feed cutoff, or bypass to a standby tank)
- ❑ Documented **daily inspections** of the hazardous waste tanks and ancillary equipment/piping (22 CCR 66265.195), including:
 - Overfill/spill control equipment (e.g., waste-feed cutoff systems, bypass systems, and drainage systems) working properly
 - The aboveground portions of the tank system to detect corrosion or releases
 - Data gathered from monitoring equipment and leak-detection equipment
 - The construction materials and the area immediately surrounding the externally accessible portion of the tank system including secondary containment structures (e.g., dikes) to detect erosion or signs of releases of hazardous waste (e.g., wet spots, dead vegetation)
 - For uncovered tanks, the tank level to ensure at least 2 feet of freeboard, unless the tank is equipped with a containment structure (e.g., dike or trench), a drainage control system, or a diversion structure (e.g., standby tank) with a capacity that equals or exceeds the volume of the top 2 feet of the tank

A sample daily inspection log is included on page 7.6.

See 22 CCR 66265 for all LQG requirements.

IGNITABLE/ REACTIVE WASTE PROHIBITIONS

Ignitable or reactive wastes may not be placed in a tank unless:

- ❑ The waste is treated so that it is no longer ignitable or reactive. **(See Chapter 8 for Tiered Permitting)**
- ❑ The waste is stored or treated so that it is protected from conditions that may cause it to ignite or react
- ❑ The tank is used solely for emergencies

APPENDIX A

PE ASSESSMENT CHECKLIST

Facility Name: _____

Date of Assessment: _____

Date Assessment Received: _____

Type of Unit(s): _____

Page #

--The Assessment references the standards listed in CCR Title 22, 66265.192. _____

--The discipline of the PE is appropriate³ for the type of system and the license is clear⁴ _____

Title 22, 66265.192 (a)

--The Assessment contains the signatory statement listed in 66270.11 _____

--Foundation, structural support, seams, connections and pressure controls (if applicable) are adequately designed and that the tank system has sufficient structural strength, compatibility with the waste(s) to be transferred, stored or treated, and corrosion protection so that it will not collapse rupture or fail. _____

(a)(1)--Design standards according to which the tanks are or will be constructed are included _____

(a)(2)--Hazardous waste characteristics of the waste(s) that have been or will be handled are listed _____

(a)(3)--(If applicable) Determination by a corrosion expert of:

A) Factors affecting the potential for corrosion, including but not limited to:

1. Soil moisture content
2. Soil pH
3. Soil sulfides level
4. Soil resistivity
5. Structure to soil potential
6. Influence of nearby underground metal structures
7. Stray electric current
8. Existing corrosion-protection measures

And

³ See Department of Toxic Substances Control clarification letter (Appendix E) for additional information on identifying a qualified engineer.

⁴ The following web site may be utilized to look up license information. http://www.dca.ca.gov/pels/l_lookup.htm



- B) Type and degree of external corrosion that are needed consisting of one or more of the following:
 - 1. Corrosion-resistant materials (i.e. fiberglass)
 - 2. Corrosion-resistant coating with cathodic protection
 - 3. Electrical isolation devices
- (a)(4)-- Not Applicable if this is an above ground tank system. _____

- (a)(5)--Design considerations to ensure that:
 - A) Tank foundations will maintain the load of a full tank
 - B) Tank systems will be anchored to prevent floatation or dislodgement where the tank system is placed in a saturated zone, or is located within a seismic fault zone
 - C) Tank systems will withstand the effects of frost heave _____

- Title 22, 66265.192(b)(1-6)
 --Independent, qualified professional engineer's inspection for the presence of the following after installation;
- 1) Weld breaks _____
 - 2) Punctures _____
 - 3) Cracks _____
 - 4) Corrosion _____
 - 5) Other structural damage _____

Title 22, 66265.192(c)
 -- Not Applicable if this is an above ground tank system _____

Title 22, 66265.192(d)
 -- All new tanks and ancillary equipment shall be tested for tightness prior to being placed in use _____

Title 22, 66265.192(e)
 --Ancillary equipment shall be supported and protected against physical damage and excessive stress due to settlement, vibration, expansion or contraction _____

Title 22, 66265.192(f)
 --If applicable, provide the type and degree of corrosion protection necessary. Independent corrosion protection specialist oversight _____

Title 22, 66265.192(h)(1-2)
 --On ground or above ground tank systems authorized under PBR or CA shall have an assessment based on 66265.192(k) is on file at the facility⁵ _____

⁵ This evaluation may require a cross check to other tanks or systems at a facility that are on a different certification schedule. This may be information that an owner or operator, rather than the certifying engineer, should provide.

- Title 22, 66265.192(k)(1)--A drawing of the tank(s) configuration as well as description of the materials of construction and gross capacity is included _____
- (k)(2)—Design standards, if available, for the tanks and ancillary equipment, as well as the following: _____
- (A)--The material of construction _____
 - (B)--The material thickness and method used to determine the thickness _____
 - (C)--Description of tank system piping (material, diameter) _____
 - (D)--Description of any internal and external pumps _____
 - (E)--sketch of drawing of tank(s) including dimensions _____
- (k)(3)--Documented (or estimated, if unknown) age of the tank system- _____
- (k)(4)--Description and evaluation of any leak detection equipment
(Not applicable if the tank system and associated piping is to be inspected daily for leaks and corrosion) _____
- (k)(5)--Description and evaluation of any corrosion protection equipment, devices of materials _____
- (k)(6)--Description and evaluation of any spill prevention or overflow equipment _____
- (k)(7)--Description and evaluation of the secondary containment for the tank system (including ancillary equipment).⁶ _____
- (k)(8)--Hazardous waste characteristics of the waste(s) that have been or will be handled is included _____
- (k)(9)--Independent, qualified professional engineer's inspection of the system for the following; _____
- (A) Weld cracks or breaks _____
 - (B) Scrapes of protective coatings _____
 - (C) Corrosion _____
 - (D) Any structural damage or inadequacy construction or installation cracks, punctures damaged fittings. All discrepancies shall be documented in the assessment and remedied before the tank system is placed in use _____
- k(10)--All new tanks and ancillary equipment shall be tested for tightness prior to being placed in use. The results of the test(s) shall be documented in this assessment _____
- k(11)--Estimated remaining service life of the tank system based on findings of subsections k(1) through k(10) _____

⁶ The secondary containment must be meet minimum standards as specified in subsections (j)(1) through (j)(3) of this section including applicable secondary containment for ancillary equipment as required in subsection 66265.193(f).



HAZARDOUS WASTE TANK SYSTEM DAILY INSPECTION LOG

(AS REQUIRED BY 22 CCR 66265.195)

Business Name: _____
 Business Address: _____
 Month: _____
 Year: _____
 Tank System ID: _____

D A Y	Is 2 nd tier containment free of waste and liquid?		Is the system free of corrosion and evident damage?		Are pipes, valves and pumps free of leaks and in good condition?		Do open tanks have at least 2 ft. of free board?		Is leak detection program/ equipment working?		Inspected by	Comments/Corrective actions taken
	YES	NO	YES	NO	YES	NO	YES or N/A	NO	YES	NO		
1												
2												
3												
4												
5												
6												
7												
8												
9												
10												
11												
12												
13												
14												
15												
16												
17												
18												
19												
20												
21												
22												
23												
24												
25												
26												
27												
28												
29												
30												
31												

CHAPTER

8

REQUIREMENTS FOR ONSITE HAZARDOUS WASTE RECYCLING, TREATMENT AND DISPOSAL

ONSITE RECYCLING

Facilities that generate hazardous waste on site and choose to recycle that hazardous waste in lieu of hazardous waste disposal must follow the regulations in California Health and Safety Code (H&SC) 25143.2.

ONSITE TREATMENT OF HAZARDOUS WASTES

Facilities that generate hazardous waste on site and treat those wastes on site may require a Tiered Permit from EMD.

TIERED PERMITTING

Tiered permitting is a 5-tiered permitting process that regulates prescribed hazardous waste treatment activities at a facility. The regulatory oversight agency [Department of Toxic Substances Control (DTSC) or Certified Unified Program Agency (CUPA)] permitting the specific treatment activity is specific to the waste treatment activities occurring per the chart below. Hazardous waste treatment activities are classified by the type of hazardous waste being treated, the amount of hazardous waste being treated, and the treatment method/technology used to treat the hazardous waste. Consult the Tiered Permitting flowchart located at dtsc.ca.gov to determine applicable treatment tier.

TREATMENT TIER	AUTHORIZING AGENCY
Conditionally Exempt (CE)	CUPA at (916) 875-8550
Conditionally Authorized (CA)	CUPA at (916) 875-8550
Permit By Rule (PBR)	CUPA at (916) 875-8550
Standardized Permit	DTSC at (800) 72-TOXIC
Full Facility Permit	DTSC at (800) 72-TOXIC

DEFINITION OF TREATMENT

H&SC 25123.5. (a) Except as provided in subdivisions (b) and (c), "treatment" means any method, technique, or process which is not otherwise excluded from the definition of treatment by this chapter and which is designed to change the physical, chemical, or biological character or composition of any hazardous waste or any material contained therein, or which removes or reduces its harmful properties or characteristics for any purpose.

(b) (1) "Treatment" does not include any of the activities listed in paragraph (2), if one of the following requirements is met:

- (A) The activity is conducted onsite in accordance with the requirements of this chapter and the department's regulations adopted pursuant to this chapter governing the generation and accumulation of hazardous waste.
- (B) The activity is conducted in accordance with the conditions specified in a permit issued by the department for the storage of hazardous waste.
- (2) The activities subject to the exemption specified in paragraph (1) include all of the following:
- (A) Sieving or filtering liquid hazardous waste to remove solid fractions, without added heat, chemicals, or pressure, as the waste is added to or removed from a storage or accumulation tank or container. For purposes of this subparagraph, sieving or filtering does not include adsorption, reverse osmosis, or ultrafiltration.
- (B) Phase separation of hazardous waste during storage or accumulation in tanks or containers, if the separation is unaided by the addition of heat or chemicals. If the phase separation occurs at a commercial offsite permitted storage facility, all phases of the hazardous waste shall be managed as hazardous waste after separation.
- (C) Combining two or more waste streams that are not incompatible into a single tank or container if both of the following conditions apply:
- (i) The waste streams are being combined solely for the purpose of consolidated accumulation or storage or consolidated offsite shipment, and they are not being combined to meet a fuel specification or to otherwise be chemically or physically prepared to be treated, burned for energy value, or incinerated.
- (ii) The combined waste stream is managed in compliance with the most stringent of the regulatory requirements applicable to each individual waste stream.
- (D) Evaporation of water from hazardous wastes in tanks or containers, such as breathing and evaporation through vents and floating roofs, without the addition of pressure, chemicals, or heat other than sunlight or ambient room lighting or heating.
- (3) This subdivision does not apply to any activity for which a hazardous waste facilities permit for treatment is required under the federal act.
- (c) "Treatment" does not include the combination of glutaraldehyde or orthophthalaldehyde, which is used by medical facilities to disinfect medical devices, with formulations containing glycine as the sole active chemical, if the process is carried out onsite.

CALIFORNIA HEALTH & SAFETY CODE 25143.2

25143.2. (a) Recyclable materials are subject to this chapter and the regulations adopted by the department to implement this chapter that apply to hazardous wastes, unless the department issues

a variance pursuant to Section 25143, or except as provided otherwise in subdivision (b), (c), or (d) or in the regulations adopted by the department pursuant to Sections 25150 and 25151.

(b) Except as otherwise provided in subdivisions (e), (f), and (g), recyclable material that is managed in accordance with Section 25143.9 and is or will be recycled by any of the following methods shall be excluded from classification as a waste:

- (1) Used or reused as an ingredient in an industrial process to make a product if the material is not being reclaimed.
- (2) Used or reused as a safe and effective substitute for commercial products if the material is not being reclaimed.
- (3) Returned to the original process from which the material was generated, without first being reclaimed, if the material is returned as a substitute for raw material feedstock, and the process uses raw materials as principal feedstocks.

(c) Except as otherwise provided in subdivision (e), any recyclable material may be recycled at a facility that is not authorized by the department pursuant to the applicable hazardous waste facilities permit requirements of Article 9 (commencing with Section 25200) if either of the following requirements is met:

- (1) The material is a petroleum refinery waste containing oil that is converted into petroleum coke at the same facility at which the waste was generated unless the resulting coke product would be identified as a hazardous waste under this chapter.
- (2) The material meets all of the following conditions:
 - (A) The material is recycled and used at the same facility at which the material was generated.
 - (B) The material is recycled within the applicable generator accumulation time limits specified in Section 25123.3 and the regulations adopted by the department pursuant to paragraph (1) of subdivision (b) of Section 25123.3.
 - (C) The material is managed in accordance with all applicable requirements for generators of hazardous wastes under this chapter and regulations adopted by the department.

(d) Except as otherwise provided in subdivisions (e), (f), (g), and (h), recyclable material that meets the definition of a non-RCRA hazardous waste in Section 25117.9, is managed in accordance with Section 25143.9, and meets or will meet any of the following requirements is excluded from classification as a waste:

- (1) The material can be shown to be recycled and used at the site where the material was generated.

(2) The material qualifies as one or more of the following:

(A) The material is a product that has been processed from a hazardous waste, or has been handled, at a facility authorized by the department pursuant to the facility permit requirements of Article 9 (commencing with Section 25200) to process or handle the material, if the product meets both of the following conditions:

(i) The product does not contain constituents, other than those for which the material is being recycled, that render the material hazardous under regulations adopted pursuant to Sections 25140 and 25141.

(ii) The product is used, or distributed or sold for use, in a manner for which the product is commonly used.

(B) The material is a petroleum refinery waste containing oil that is converted into petroleum coke at the same facility at which the waste was generated, unless the resulting coke product would be identified as a hazardous waste under this chapter.

(C) The material is oily waste, used oil, or spent nonhalogenated solvent that is managed by the owner or operator of a refinery that is processing primarily crude oil and is not subject to permit requirements for the recycling of used oil, of a public utility, or of a corporate subsidiary, corporate parent, or subsidiary of the same corporate parent of the refinery or public utility, and meets all of the following requirements:

(i) The material is either burned in an industrial boiler, an industrial furnace, an incinerator, or a utility boiler that is in compliance with all applicable federal and state laws, or is recombined with normal process streams to produce a fuel or other refined petroleum product.

(ii) The material is managed at the site where it was generated; managed at another site owned or operated by the generator, a corporate subsidiary of the generator, a subsidiary of the same entity of which the generator is a subsidiary, or the corporate parent of the generator; or, if the material is generated in the course of oil or gas exploration or production, managed by an unrelated refinery receiving the waste through a common pipeline.

(iii) The material does not contain constituents, other than those for which the material is being recycled, that render the material hazardous under regulations adopted pursuant to Sections 25140 and 25141, unless the material is an oil-bearing material or recovered oil that is managed in accordance with subdivisions (a) and (c) of Section 25144 or unless the material is used oil removed from equipment, vehicles, or engines used primarily at the refinery where it is to be used to produce fuels or other refined petroleum products and the used oil is managed in accordance with Section 279.22 of Title 40 of the Code of Federal Regulations prior to insertion into the refining process.

(D) The material is a fuel that is transferred to, and processed into, a fuel or other refined petroleum product at a petroleum refinery, as defined in paragraph (4) of subdivision (a) of Section 25144, and meets one of the following requirements:

(i) The fuel has been removed from a fuel tank and is contaminated with water or nonhazardous debris, of not more than 2 percent by weight, including, but not limited to, rust or sand.

(ii) The fuel has been unintentionally mixed with an unused petroleum product.

(3) The material is transported between locations operated by the same person who generated the material, if the material is recycled at the last location operated by that person and all of the conditions of clauses (i) to (vi), inclusive, of subparagraph (A) of paragraph (4) are met. If requested by the department or by any official authorized to enforce this section pursuant to subdivision (a) of Section 25180, a person handling material subject to this paragraph, within 15 days from the date of receipt of the request, shall supply documentation to show that the requirements of this paragraph have been satisfied.

(4) (A) The material is transferred between locations operated by the same person who generated the material, if the material is to be recycled at an authorized offsite hazardous waste facility and if all of the following conditions are met:

(i) The material is transferred by employees of that person in vehicles under the control of that person or by a registered hazardous waste hauler under contract to that person.

(ii) The material is not handled at any interim location.

(iii) The material is not held at any publicly accessible interim location for more than four hours unless required by other provisions of law.

(iv) The material is managed in compliance with this chapter and the regulations adopted pursuant to this chapter prior to the initial transportation of the material and after the receipt of the material at the last location operated by that person. Upon receipt of the material at the last location operated by that person, the material shall be deemed to have been generated at that location.

(v) All of the following information is maintained in an operating log at the last location operated by that person and kept for at least three years after receipt of the material at that location:

(I) The name and address of each generator location contributing material to each shipment received.

(II) The quantity and type of material contributed by each generator to each shipment of material.

(III) The destination and intended disposition of all material shipped offsite or received.

(IV) The date of each shipment received or sent offsite.

(vi) If requested by the department, or by any law enforcement official, a person handling material subject to this paragraph, within 15 days from the date of receipt of the request, shall supply documentation to show that the requirements of this paragraph have been satisfied.

(B) For purposes of paragraph (3) and subparagraph (A) of this paragraph, "person" also includes corporate subsidiary, corporate parent, or subsidiary of the same corporate parent.

(C) Persons that are a corporate subsidiary, corporate parent, or subsidiary of the same corporate parent, and that manage recyclable materials under paragraph (3) or subparagraph (A) of this paragraph, are jointly and severally liable for any activities excluded from regulation pursuant to this section.

(5) The material is used or reused as an ingredient in an industrial process to make a product if the material meets all of the following requirements:

(A) The material is not a wastewater that meets all of the following criteria:

(i) The wastewater is a non-RCRA hazardous waste.

(ii) The wastewater contains more than 75 parts per million of total petroleum hydrocarbons, as determined by use of United States Environmental Protection Agency Method 1664, Revision A for Silica Gel Treated N-Hexane Extractable Material.

(iii) The wastewater has been transported offsite to a facility, that is not a publicly owned treatment works, a facility owned by the generator, or a corporate subsidiary, corporate parent, or a subsidiary of the same corporate parent of the generator.

(B) Any discharges to air from the treatment of the material by the procedures specified in subparagraph (C) do not contain constituents that are hazardous wastes pursuant to the regulations of the department and are in compliance with applicable air pollution control laws.

(C) The material is not being treated except by one or more of the following procedures:

(i) Filtering.

(ii) Screening.

(iii) Sorting.

(iv) Sieving.

(v) Grinding.

(vi) Physical or gravity separation without the addition of external heat or any chemicals.

(vii) pH adjustment.

(viii) Viscosity adjustment.

(6) The material is used or reused as a safe and effective substitute for commercial products, if the material meets all of the following requirements:

(A) The material is not a wastewater that meets all of the following criteria:

(i) The wastewater is a non-RCRA hazardous waste.

(ii) The wastewater contains more than 75 parts per million of total petroleum hydrocarbons, as determined by use of United States Environmental Protection Agency Method 1664, Revision A for Silica Gel Treated N-Hexane Extractable Material.

(iii) The wastewater has been transported offsite to a facility that is not a publicly owned treatment works, or a facility owned by the generator, or a corporate subsidiary, corporate parent, or a subsidiary of the same corporate parent of the generator.

(B) Any discharges to air from the treatment of the material by the procedures specified in subparagraph (C) do not contain constituents that are hazardous wastes pursuant to the regulations of the department and the discharges are in compliance with applicable air pollution control laws.

(C) The material is not being treated, except by one or more of the following procedures:

(i) Filtering.

(ii) Screening.

(iii) Sorting.

(iv) Sieving.

(v) Grinding.

(vi) Physical or gravity separation without the addition of external heat or any chemicals.

(vii) pH adjustment.

(viii) Viscosity adjustment.

(7) The material is a chlorofluorocarbon or hydrochlorofluorocarbon compound or a combination of chlorofluorocarbon or hydrochlorofluorocarbon compounds, is being reused

or recycled, and is used in heat transfer equipment, including, but not limited to, mobile air-conditioning systems, mobile refrigeration, and commercial and industrial air-conditioning and refrigeration systems, used in fire extinguishing products, or contained within foam products.

(e) Notwithstanding subdivisions (b), (c), and (d), all of the following recyclable materials are hazardous wastes and subject to full regulation under this chapter, even if the recycling involves use, reuse, or return to the original process as described in subdivision (b), and even if the recycling involves activities or materials described in subdivisions (c) and (d):

(1) Materials that are a RCRA hazardous waste, as defined in Section 25120.2, used in a manner constituting disposal, or used to produce products that are applied to the land, including, but not limited to, materials used to produce a fertilizer, soil amendment, agricultural mineral, or an auxiliary soil and plant substance.

(2) Materials that are a non-RCRA hazardous waste, as defined in Section 25117.9, and used in a manner constituting disposal or used to produce products that are applied to the land as a fertilizer, soil amendment, agricultural mineral, or an auxiliary soil and plant substance. The department may adopt regulations to exclude materials from regulation pursuant to this paragraph.

(3) Materials burned for energy recovery, used to produce a fuel, or contained in fuels, except materials exempted under paragraph (1) of subdivision (c) or excluded under subparagraph (B), (C), or (D) of paragraph (2) of subdivision (d).

(4) Materials accumulated speculatively.

(5) Materials determined to be inherently wastelike pursuant to regulations adopted by the department.

(6) Used or spent etchants, stripping solutions, and plating solutions that are transported to an offsite facility operated by a person other than the generator and either of the following applies:

(A) The etchants or solutions are no longer fit for their originally purchased or manufactured purpose.

(B) If the etchants or solutions are reused, the generator and the user cannot document that they are used for their originally purchased or manufactured purpose without prior treatment.

(7) Used oil, as defined in subdivision (a) of Section 25250.1, unless one of the following applies:

(A) The used oil is excluded under subparagraph (B) or (C) of paragraph (2) of subdivision (d), paragraph (4) of subdivision (d), subdivision (b) of Section 25250.1, or Section 25250.3, and is managed in accordance with the applicable requirements of Part 279 (commencing with Section 279.1) of Title 40 of the Code of Federal Regulations.

(B) The used oil is used or reused on the site where it was generated or is excluded under paragraph (3) of subdivision (d), is managed in accordance with the applicable requirements of Part 279 (commencing with Section 279.1) of Title 40 of the Code of Federal Regulations, and is not any of the following:

(i) Used in a manner constituting disposal or used to produce a product that is applied to land.

(ii) Burned for energy recovery or used to produce a fuel unless the used oil is excluded under subparagraph (B) or (C) of paragraph (2) of subdivision (d).

(iii) Accumulated speculatively.

(iv) Determined to be inherently wastelike pursuant to regulations adopted by the department.

(f) (1) Any person who manages a recyclable material under a claim that the material qualifies for exclusion or exemption pursuant to this section shall provide, upon request, to the department, the California Environmental Protection Agency, or any local agency or official authorized to bring an action as provided in Section 25180, all of the following information:

(A) The name, street and mailing address, and telephone number of the owner or operator of any facility that manages the material.

(B) Any other information related to the management by that person of the material requested by the department, the California Environmental Protection Agency, or the authorized local agency or official.

(2) Any person claiming an exclusion or an exemption pursuant to this section shall maintain adequate records to demonstrate to the satisfaction of the requesting agency or official that there is a known market or disposition for the material, and that the requirements of any exemption or exclusion pursuant to this section are met.

(3) For purposes of determining that the conditions for exclusion from classification as a waste pursuant to this section are met, any person, facility, site, or vehicle engaged in the management of a material under a claim that the material is excluded from classification as a waste pursuant to this section is subject to Section 25185.

(g) For purposes of Chapter 6.8 (commencing with Section 25300), recyclable materials excluded from classification as a waste pursuant to this section are not excluded from the definition of hazardous substances in subdivision (g) of Section 25316.

(h) Used oil that fails to qualify for exclusion pursuant to subdivision (d) solely because the used oil is a RCRA hazardous waste may be managed pursuant to subdivision (d) if the used oil is also managed in accordance with the applicable requirements of Part 279 (commencing with Section 279.1) of Title 40 of the Code of Federal Regulations.

CHAPTER

9

REQUIREMENTS FOR TRANSPORTATION OF HAZARDOUS WASTE

All shipments of hazardous wastes must be:

- Disposed of at an authorized TSDF (Treatment, Storage and Disposal Facility)
- Transported by a licensed hazardous waste hauler (see generator transport exception below (and see **the listing of hazardous waste haulers on page 9.4**)
- Documented using a hazardous waste manifest, bill of lading or consolidated manifest
- Packaged and placarded in accordance with US Department of Transportation (DOT) hazardous materials transportation regulations (**see Attachment E for a summary of DOT warning labels**)

EXCEPTIONS:

1. A generator may transport limited small quantities of hazardous wastes directly to a TSDF provided certain conditions are met. Contact EMD for more specific information on the exact conditions under which generator transport is allowed. Usually, this option is exercised by Conditionally Exempt Small Quantity Generators (CESQGs) who generate ≤ 27 gallons per month of hazardous wastes.
2. In Sacramento County, there is a city/county program for generator transport of some CESQG hazardous wastes. This program provides the generator a specific per trip variance to normal manifesting requirements (see details below).

SACRAMENTO CITY/COUNTY CESQG PROGRAM

- Requires a pre-arranged appointment for disposal
- Offers a low cost disposal alternative for CESQGs
- Limited to businesses that generate ≤ 100 kilograms (approximately 27 gallons or 220 pounds) of hazardous waste per month
- Can only be utilized for specific wastes (acids, cleaners, oil-based and latex paints; paint thinners, brake and transmission fluid; antifreeze, motor oil, gasoline and other flammable materials; pesticides, small aerosol cans, car and household batteries; needles and syringes; propane tanks, fluorescent tubes, and mercury thermometers)

9.2 CHAPTER 9 - REQUIREMENTS FOR TRANSPORTATION OF HAZARDOUS WASTE

For more CESQG disposal information, please contact:

▶ **Sacramento County North Area Recovery Station**

4450 Roseville Road
North Highlands
Call (916) 875-8555 or visit sacgreenteam.com

▶ **Sacramento Transfer & Recycling Station**

8491 Fruitridge Road
Sacramento
Call (916) 379-0500 or visit sacramento-recycling.com

WASTE HAULER EXCEPTION

Generators hauling hazardous waste to a permitted hazardous waste facility do not need to be registered hazardous waste haulers if:

- The generator produces ≤ 100 kg (27 gallons) hazardous waste per month (CESQG)
- The quantity of waste hauled is not more than five gallons or fifty pounds
- The waste is properly packaged for transport
- Documentation (receipt) is retained concerning the disposal

Generators producing ≤ 27 gallons of hazardous waste per month may self-haul their wastes to one of two Sacramento-area transfer stations listed above.

MANIFEST REQUIREMENT

A Uniform Hazardous Waste Manifest must accompany all hazardous waste transported offsite for treatment, storage or disposal.

EXCEPTIONS:


Manifests are not required if the waste is transported by the generator under the waste hauler exception provision, or the hazardous waste generator is responsible for completing the manifest.

See Chapter 12 titled "Hazardous Waste Manifests" for manifesting information.

EXPORTING HAZARDOUS WASTE

There are additional requirements that apply to hazardous waste that is shipped outside the United States. Contact the US EPA at (866) EPA-WEST if you plan to export hazardous waste.

ATTACHMENT E: DOT WARNING LABELS



9.4 CHAPTER 9 - REQUIREMENTS FOR TRANSPORTATION OF HAZARDOUS WASTE

This information is supplied as a guidance and is not an endorsement of their services. This list is current as of the publication of this manual but is subject to change.

OIL & FILTER RECYCLING COMPANIES

<p>Asbury Environmental 7300 Chevron Way Dixon, CA 95620-9772 (707) 693-6000 or (800) 727-2879 asburyenv.com</p>	<p>Chico Drain Oil Service 1618 Chico River Road Chico, CA 95928 (530) 345-9043</p>
<p>Evergreen Oil, Inc 6880 Smith Avenue Newark, CA 94560 (800) 596-9455</p>	<p>Fremouw Environmental Services 9110 Winters Road Winters CA 95694-9665 (800) 559-3274 hazwasteremoval.com</p>
<p>Ramos Environmental 1515 S. River Road West Sacramento, CA 95691-2810 (916) 371-5747 ramosoil.com</p>	<p>Reno Drain Oil 11970 I-80 East #B Sparks, NV 89434 (775) 342-0351</p>
<p>Sacramento Waste Oil 4504 Dunnbury Way Sacramento, CA 95842-4172 (916) 344-1434</p>	

NON-RECYCLABLE HAZARDOUS WASTE HAULERS

<p>Safety Kleen 5360 Legacy Drive Suite 100, Building 2 Plano, Texas 75024 (800) 669-5503 safety-kleen.com</p>	<p>Hazardous Disposal Specialists (800) 662-4374 hazardousdisposal.com</p>	<p>PSC 535 Getty Court, Suite H Benicia, CA 94510 (707) 748-3040 pscnow.com</p>
<p>RAH Environmental 4645 Raley Blvd. Sacramento, CA 95838 (800) 234-7241 rahenv.com</p>	<p>PARC Speciality Contractors 1400 Vinci Avenue Sacramento, CA 95838-1716 (916) 992-5405</p>	<p>Clean Harbors Environmental Services, Inc. 2550 Del Monte Street, #140 West Sacramento, CA 95691 (916) 375-2611 cleanharbors.com</p>

Visit emd.saccounty.net periodically for updates.

GUIDELINES FOR GENERATORS OF HAZARDOUS WASTE

CHAPTER

10

EPA ID NUMBERS

An EPA ID (Identification) Number is required for every generator of hazardous waste and consists of a three-letter prefix followed by nine numbers.

Example:

CAL 000 123 456

EPA ID Numbers are used to track the generation and disposal of hazardous wastes and they may be issued by the **Department of Toxic Substances Control (DTSC)** or the **US Environmental Protection Agency (US EPA)** depending on the type of waste or the amount produced.

EPA ID Numbers are site (location) and generator (owner) specific.

If you have an EPA ID Number, you should contact DTSC at (916) 255-1136 to determine if you must submit a new or revised application whenever:

- You move your business to another location, or
- Your business changes ownership, name, or activity

See Attachment F (page 10.3) for a sample of an EPA ID Number Application.

STATE AND FEDERAL EPA ID NUMBERS

There are two types of EPA ID Numbers:

STATE

Issued by DTSC when you generate:

- A non-RCRA (Resource Conservation & Recovery Act) hazardous waste
- ≤100 kg (27 gallons) per month of a RCRA hazardous waste

FEDERAL

Issued by the US EPA when you generate >100 kg (27 gallons) per month of a RCRA hazardous waste.

All EPA ID Number Applications are processed by DTSC, who will in turn forward your application to the US EPA if necessary.

To get an EPA ID Number for your facility, follow these steps:

1. Obtain an EPA ID Number Application from DTSC.

dtsc.ca.gov

2. Complete the application following its instructions. Keep a copy for your records.

3. Submit the application to DTSC.

MAIL	EMAIL	FAX
Department of Toxic Substances Control GISS PO Box 806 Sacramento, CA 95812-0806	idnumber@dtsc.ca.gov NOTE: You may have to scan your application or format it in pdf to email it.	(916) 255-4703 NOTE: DTSC does not confirm receipt of faxes.

CONFIRMATION OF YOUR NUMBER

DTSC or US EPA will send you a confirmation letter notifying you of your EPA ID Number. Processing of applications may take six to eight weeks.

Contact DTSC if you do not receive confirmation after eight weeks at dtsc.ca.gov.

ATTACHMENT F: SAMPLE OF AN EPA ID NUMBER APPLICATION

State of California – California Environmental Protection Agency

Department of Toxic Substances Control - GISS
P.O. Box 806, Sacramento, CA 95812-0806

CALIFORNIA HAZARDOUS WASTE PERMANENT ID NUMBER APPLICATION

Please type or neatly print in ink. Please review the line-by-line instructions carefully.
To check on the status of your request, go to www.hwts.dtsc.ca.gov and click on Reports.

NEW NUMBER REQUESTS Check all that apply. (See instructions.)

1. I am applying for a **new** permanent California ID number as a hazardous waste: Generator Transporter

Reason for new number: A. Never had a number B. Business moved C. Legal owner of business changed
If your business generates greater than 100 kg of RCRA hazardous waste per month, call (415) 495-8895 for a federal ID number.

CHANGES TO STATUS OR INFORMATION FOR AN EXISTING ID NUMBER (See instructions.)

For existing ID number: **C A** _____

2. I am updating the mailing address and/or contact information only.

3. I am inactivating this ID Number.

4. I am reactivating this ID Number.

5. I am changing the business name only, no ownership change.

6. Site/Facility/Business Name (Include DBA): _____ (See instructions.)

7. Site Location: _____
Street _____
City _____ State _____ Zip _____ County _____

8. (a) Federal Employer ID Number _____ (b) Board of Equalization Fee Account Number _____
((b) is only required from generators of greater than 5 tons per calendar year.)

9. Mailing Address: _____ (See instructions.)

Street _____
City _____ State _____ Zip _____

10. Site Contact Person: _____ (See instructions.)

First Name _____ Last Name _____

Contact Person Address: _____
Street _____
City _____ State _____ Zip _____

Contact Person Phone Number: (____) _____ Fax Number: (____) _____
Area Code Phone Number Area Code Fax Number

Contact Person Business Email Address: _____ Preferred Primary Communication: Mail Email

11. Legal Business Owner (not property owner): _____ (See instructions.)

Name _____

Owner Address: _____
Street _____ City _____ State _____ Zip _____

Owner Phone Number: (____) _____ Fax Number: (____) _____
Area Code Phone Number Area Code Fax Number

12. Standard Industrial Classification (SIC) Code for the Site: _____ (4-Digit Number) (See instructions.)

13. Certification: *I certify under penalty of law that the information on this document was prepared to the best of my knowledge and belief to be, true, accurate and complete.*

SIGNATURE _____ DATE _____

NAME (print) _____ TITLE _____ PHONE _____

DTSC Form 1358 (10/12)

CHAPTER

11

REQUIREMENTS FOR OFFSITE DISPOSAL OF HAZARDOUS WASTE

All hazardous waste must be transported to a permitted treatment, storage or disposal facility (TSDF), or to a permitted recycler.

It is the generator's responsibility to:

- Determine whether his hazardous waste is subject to the State or Federal Land Disposal Prohibition (LDP) Program, and
- Notify the disposal or recycling facility of such waste.

For more information on the LDP Program, contact DTSC or visit dtsc.ca.gov.

A Uniform Hazardous Waste Manifest must accompany all shipments of hazardous waste transported off site from a generating facility to a treatment, storage, or disposal facility (unless the hazardous waste is transported under a consolidated manifest).

It is extremely important for each hazardous waste generator to be familiar with the manifesting procedures and requirements since they are responsible for properly manifesting and tracking all hazardous waste that leaves the facility.

THE NEW FEDERAL UNIFORM HAZARDOUS WASTE MANIFEST

The Federal EPA Uniform Hazardous Waste Manifest (UHW) is a document that identifies the following information:

- The type, quantity, and state of the hazardous waste
- The facility (generator) where the hazardous waste originated
- The licensed hazardous waste transporter of the manifested hazardous waste shipment
- The designated destination facility for the shipment of the hazardous waste
- The method of disposal for each individual hazardous waste listed on the manifest

PURPOSE OF THE HAZARDOUS WASTE MANIFEST

The purpose of the manifest is to properly identify and track the hazardous waste shipment, its generator, and its destination facility from “cradle to grave.” The manifest procedures ensure that both the hazardous waste generator and DTSC are notified of the proper shipment and disposal of the hazardous waste. It is the responsibility of the Hazardous Waste Generator to verify the accuracy of each uniform Hazardous Waste Manifest before shipment.

NEW FEDERAL EPA MANIFESTS

Effective September 5, 2006, new regulations require the use of a Federal EPA standardized manifest that takes the place of the previously used **California Uniform Hazardous Waste Manifest**. The Federal EPA manifest is required to be used in all states for shipment of regulated hazardous wastes.

Sample of a Manifest: See attached Uniform Hazardous Waste Manifest (page 12.3)

OBTAINING MANIFESTS

Generators may no longer obtain manifests from the Department of General Services. The new Federal manifests are available only from private printers approved by the EPA. EPA posts approved printers at epa.gov.

RULES OF USE

All state or federally regulated hazardous wastes must be shipped on a Uniform Hazardous Waste Manifest. The new Federal manifest must be used in all 50 states.

ATTACHMENT G: SAMPLE OF A UNIFORM HAZARDOUS WASTE MANIFEST

PAGE 1

Please print or type. (Form designed for use on elite (12-pitch) typewriter.) Form Approved. OMB No. 2050-0039

UNIFORM HAZARDOUS WASTE MANIFEST		1. Generator ID Number		2. Page 1 of		3. Emergency Response Phone		4. Manifest Tracking Number		
		5. Generator's Name and Mailing Address				Generator's Site Address (if different than mailing address)				
Generator's Phone:		6. Transporter 1 Company Name		U.S. EPA ID Number		7. Transporter 2 Company Name		U.S. EPA ID Number		
Facility's Phone:		8. Designated Facility Name and Site Address				U.S. EPA ID Number				
9a. HM	9b. U.S. DOT Description (including Proper Shipping Name, Hazard Class, ID Number, and Packing Group (if any))			10. Containers		11. Total Quantity	12. Unit Wt./Vol.	13. Waste Codes		
				No.	Type					
	1.									
	2.									
	3.									
	4.									
14. Special Handling Instructions and Additional Information										
15. GENERATOR'S/OFFEROR'S CERTIFICATION: I hereby declare that the contents of this consignment are fully and accurately described above by the proper shipping name, and are classified, packaged, marked and labeled/placarded, and are in all respects in proper condition for transport according to applicable international and national governmental regulations. If export shipment and I am the Primary Exporter, I certify that the contents of this consignment conform to the terms of the attached EPA Acknowledgment of Consent. I certify that the waste minimization statement identified in 40 CFR 262.27(a) (if I am a large quantity generator) or (b) (if I am a small quantity generator) is true.										
Generator's/Offeror's Printed/Typed Name				Signature				Month	Day	Year
16. International Shipments <input type="checkbox"/> Import to U.S. <input type="checkbox"/> Export from U.S. Port of entry/exit: _____ Transporter signature (for exports only): _____ Date leaving U.S.: _____										
17. Transporter Acknowledgment of Receipt of Materials										
Transporter 1 Printed/Typed Name				Signature				Month	Day	Year
Transporter 2 Printed/Typed Name				Signature				Month	Day	Year
18. Discrepancy										
18a. Discrepancy Indication Space <input type="checkbox"/> Quantity <input type="checkbox"/> Type <input type="checkbox"/> Residue <input type="checkbox"/> Partial Rejection <input type="checkbox"/> Full Rejection										
Manifest Reference Number: _____										
18b. Alternate Facility (or Generator)				U.S. EPA ID Number						
Facility's Phone:										
18c. Signature of Alternate Facility (or Generator)								Month	Day	Year
19. Hazardous Waste Report Management Method Codes (i.e., codes for hazardous waste treatment, disposal, and recycling systems)										
1.		2.		3.		4.				
20. Designated Facility Owner or Operator: Certification of receipt of hazardous materials covered by the manifest except as noted in Item 18a										
Printed/Typed Name				Signature				Month	Day	Year

EPA Form 8700-22 (Rev. 3-05) Previous editions are obsolete.

DESIGNATED FACILITY TO DESTINATION STATE (IF REQUIRED)

COMPLETING THE UNIFORM HAZARDOUS WASTE MANIFEST

WHAT ARE THE INSTRUCTIONS FOR COMPLETING THE MANIFEST FORM (EPA FORM 8700-22)?

Read all instructions before completing the form.

The form has been designed for use on a 12-pitch (elite) typewriter which is also compatible with standard computer printers; a firm point pen may also be used.

Federal regulations require generators and transporters of hazardous waste and owners or operators of hazardous waste treatment, storage, and disposal facilities to complete the manifest form (EPA Form 8700-22); and, if necessary, the continuation sheet (EPA Form 8700-22A) for both inter-and intrastate transportation of hazardous waste.

INSTRUCTIONS FOR GENERATORS

Item 1. Generator's US EPA Identification Number or California EPA ID Number

Enter the Generator's US EPA twelve-digit identification number, or the state generator identification number if the generator site does not have an EPA identification number.

Item 2. Page 1 of __

Enter the total number of pages used to complete the manifest [(i.e., the first page (EPA Form 8700-22) plus the number of continuation sheets (EPA Form 8700-22A), if any)].

Item 3. Emergency Response Phone Number

Enter a phone number for which emergency response information can be obtained in the event of an incident during transportation. The emergency response phone number must:

- Be the number of the generator or the number of an agency or organization who is capable of and accepts responsibility for providing detailed information about the shipment;
- Reach a phone that is monitored 24 hours a day at when the waste is in transportation (including transportation related storage); and,
- Reach someone who is either knowledgeable of the hazardous waste being shipped; has comprehensive emergency response and spill cleanup/incident mitigation information for the material being shipped; or, has immediate access to a person who has that knowledge and information about the shipment.

Note: Emergency Response phone number information should only be entered in Item 3 when there is one phone number that applies to all the waste materials described in Item 9b. If a situation

(e.g. consolidated shipments) arises where more than one Emergency Response phone number applies to the various wastes listed on the manifest, the phone numbers associated with each specific material should be entered after its description in Item 9b.

Item 4. Manifest Tracking Number

This unique tracking number must be pre-printed on the manifest by the form's printer.

Item 5. Generator's mailing Address, Phone Number and Site Address

Enter the name of the generator, the mailing address to which the completed manifest signed by the designated facility should be mailed, and the generator's telephone number. Note, the telephone number (including area code) should be the normal business number for the generator, or the number where the generator or his authorized agent may be reached to provide instructions in the event the designated and/or alternate (if any facility rejects some or all of the shipment). Also, enter the physical site address from which the shipment originates only if this address is different than the mailing address.

Item 6. Transporter 1 Company name, and US EPA ID Number

Enter the company name and US EPA ID number of the first transporter who will transport the waste. Vehicle or driver information may not be entered here.

Item 7. Transporter 2 company name and US EPA Id Number

If applicable, enter the company name and U.S. EPA ID number of the second transporter who will transport the waste. Vehicle or driver information may not be entered here.

If more than two transporters are needed, use a continuation sheet(s)(EPA Form 8700-22A).

Item 8. Designated Facility Name, Site Address, and US EPA ID Number

Enter the company name and site address of the facility designated to receive the waste listed on the manifest. Also, enter the facility's phone number and US EPA twelve-digit identification number of the facility.

Item 9. US DOT Description (Including Proper Shipping Name, Hazard Class or Division, Identification Number, and Packing Group)

- Item 9a.** If the wastes identified in Item 9b consist of both hazardous and nonhazardous materials, then identify the hazardous materials by entering an "X" in this Item next to the corresponding hazardous material identified in Item 9b.
- Item 9b.** Enter the U.S. DOT Proper Shipping Name, Hazard Class or Division, Identification Number (UN/NA), and Packing Group for each waste as identified in 49 CFR 172. Include technical name(s) and reportable quantity references, if applicable.

Note: If additional space is needed for waste descriptions, enter these additional descriptions in Item 27 on the continuation sheet (EPA Form 8700-22A). Also, if more than one Emergency Response phone number applies to the various wastes described in either Item 9b or Item 27, enter applicable

Emergency Response phone numbers immediately following the shipping descriptions for those Items.

Item 10. Containers (Number and Type)

Enter the number of containers for each waste and the appropriate abbreviation from Table I (below) for the type of container:

Table I-Types of Containers

BA = Burlap, cloth, paper, or plastic bags	DT = Dump truck
CF = Fiber or plastic boxes, cartons, cases	DW = Wooden drums, barrels, kegs
CM = Metal boxes, cartons, cases (including roll-offs)	HG = Hopper or gondola cars
CW = Wooden boxes, cartons, cases	TC= Tank cars
CY = Cylinders	TP = Portable tanks
DF = Fiberboard or plastic drums, barrels, kegs	TT = Cargo tanks (tank trucks)
DM = Metal drums, barrels, kegs	

Item 11. Total Quantity

Enter, in designated boxes, the total quantity of waste. Round partial units to the nearest whole unit, and do not enter decimals or fractions. Report quantities using appropriate units of measure that will allow you to report quantities with precision. Waste quantities entered should be based on actual measurements or reasonably accurate estimates of actual quantities shipped. Container capacities are not acceptable as estimates.

Item 12. Units of Measure (Weight/Volume)

Enter, in designated boxes, the appropriate abbreviation from Table II (below) for the unit of measure:

Table II – Units of Measure

G = Gallons (liquids only)	N = Cubic Meters
K = Kilograms	P = Pounds
L = Liters (liquids only)	T = Tons (2000 Pounds)
M = Metric Tons (1000 Kilograms)	Y = Cubic Yards

Note: Tons, Metric Tons, Cubic Meters, and Cubic Yards should only be reported in connection with very large bulk shipments, such as rail cars, tank trucks, or barges.

Item 13. Waste Codes (see page 12.15)

Enter up to six federal and state waste codes to describe each waste stream identified in Item 9b. State waste codes that are not redundant with federal codes must be entered here, in addition to the federal waste codes which are most representative of the properties of the waste.

Item 14. Special Handling Instructions and Additional Information

Generators may enter any special handling or shipment-specific information necessary for the proper management or tracking of the materials under the generator's or other handler's business processes, such as waste profile numbers, container codes, bar codes, or response guide numbers. Generators also may use this space to enter additional descriptive information about their shipped materials; such as, chemical names, constituent percentages, physical state, or specific gravity of wastes identified with volume units in Item 12.

This space may be used to record limited types of federally required information for which there is no specific space provided on the manifest, including any alternate facility designations; the manifest, including any alternate facility designations; the manifest tracking number of the original manifest for rejected wastes and residues that are re-shipped under a second manifest; and, the specification of PCB waste descriptions and PCB out-of-service dates required under 40 CFR 761.207. Generators, however, cannot be required to enter information in this space to meet state regulatory requirements.

Item 15. Generator's/Offeror's Certifications

1. The generator must read, sign, and date the waste minimization certification statement. In signing the waste minimization certification statement, those generators who have not been exempted by statute or regulation from the duty to make a waste minimization certification under section 3002(b) of RCRA are also certifying that they have complied with the waste minimization requirements. The Generator's Certification also contains the required attestation that the shipment has been properly prepared and is in proper condition for transportation (the shipper's certification). The content of the shipper's certification statement is as follows: "I hereby declare that the contents of this consignment are fully and accurately described above by the proper shipping name, and are classified, packaged, marked, and labeled/placarded, and are in all respects in proper condition for transport according to applicable international and national governmental regulations. If export shipment and I am the Primary Exporter, I certify that the contents of this consignment conform to the terms of the attached EPA Acknowledgment of consent." When a party other than the generator prepares the shipment for transportation, this party may also sign the shipper's certification statement as the offeror of the shipment.
2. Generator or Offeror personnel may preprint the words, "*On behalf of*", in the signature block or may hand write this statement in the signature block prior to signing the generator/offeror certification, to indicate that the individual signs as the employee or agent of the named principal.

Note: All of the above information except the handwritten signature required in item 15 may be pre-printed.

II. INSTRUCTIONS FOR INTERNATIONAL SHIPMENT BLOCK

Item 16. International Shipments

For export shipments, the primary exporter must check the export box, and enter the point of exit (city and state) from the United States. For import shipments, the importer must check the import box and enter the point of entry (city and state) into the United States. For exports, the transporter must sign and date the manifest to indicate the day the shipment left the United States. Transporters of hazardous waste shipments must deliver a copy of the manifest to the U.S. Customs when exporting the waste across U.S. borders.

III. INSTRUCTIONS FOR TRANSPORTERS

Item 17. Transporters' Acknowledgments of Receipt

Enter the name of the person accepting the waste on behalf of the first transporter. That person must acknowledge acceptance of the waste described on the manifest by signing and entering the date of receipt. Only one signature per transportation company is required. Signatures are not required to track the movement of wastes in and out of transfer facilities, unless there is a change of custody between transporters.

If applicable, enter the name of the person accepting the waste on behalf of the second transporter. That person must acknowledge acceptance of the waste described on the manifest by signing and entering the date of receipt.

Note: Transporters carrying imports, who are acting as importers, may have responsibilities to enter information in the International Shipments Block. Transporters carrying exports may also have responsibilities to enter information in the International Shipments Block. See above instructions for Item 16.

IV. INSTRUCTIONS FOR OWNERS AND OPERATORS OF TREATMENT, STORAGE, AND DISPOSAL FACILITIES

Item 18. Discrepancy

Item 18a. Discrepancy Indication Space

1. The authorized representative of the designated (or alternate) facility's owner or operator must note in this space any discrepancies between the waste described on the manifest and the waste actually received at the facility. Manifest discrepancies are: significant differences (as defined by §§ 264.72(b) and 265.72(b)) between the quantity or type of hazardous waste designated on the manifest or shipping paper, and the quantity and type of hazardous waste a facility actually receives, rejected wastes, which may be a full or partial shipment of hazardous waste that the TSDf cannot accept, or container residues, which are residues that exceed the quantity limits for "empty" containers set forth in 40 CFR 261.7(b).

2. For rejected loads and residues (40 CFR 264.72(d), (e), and (f), or 40 CFR 265.72(d), (e), or (f)), check the appropriate box if the shipment is a rejected load (i.e., rejected by the designated and/or alternate facility and is sent to an alternate facility or returned to the generator) or a regulated residue that cannot be removed from a container. Enter the reason for the rejection or the inability to remove the residue and a description of the waste. Also, reference the manifest tracking number for any additional manifests being used to track the rejected waste or residue shipment on the original manifest. Indicate the original manifest tracking number in Item 14, the Special Handling Block and Additional Information Block of the additional manifests.
3. Owners or operators of facilities located in unauthorized states (i.e., states in which the U.S. EPA administers the hazardous waste management program) who cannot resolve significant differences in quantity or type within 15 days of receiving the waste must submit to their Regional Administrator a letter with a copy of the manifest at issue describing the discrepancy and attempts to reconcile it (40 CFR 264.72(c) and 265.72(c)).
4. Owners or operators of facilities located in authorized states (i.e., those states that have received authorization from the U.S. EPA to administer the hazardous waste management program) should contact their state agency for information on where to report discrepancies involving “significant differences” to state officials.

Item 18b. Alternate Facility (or Generator) for Receipt of Full Load Rejections

Enter the name, address, phone number, and EPA Identification Number of the Alternate Facility which the rejecting TSDf has designated, after consulting with the generator, to receive a fully rejected waste shipment. In the event that a fully rejected shipment is being returned to the generator, the rejecting TSDf may enter the generator’s site information in this space. This field is not to be used to forward partially rejected loads or residue waste shipments.

Item 18c. Alternate Facility (or Generator) Signature

The authorized representative of the alternate facility (or the generator in the event of a returned shipment) must sign and date this field of the form to acknowledge receipt of the fully rejected wastes or residues identified by the initial TSDf.

Item 19. Hazardous Waste Report Management Method Codes

Enter the most appropriate Hazardous Waste Report Management Method code for each waste listed in Item 9. The Hazardous Waste Report Management Method code is to be entered by the first treatment, storage, or disposal facility (TSDf) that receives the waste and is the code that best describes the way in which the waste is to be managed when received by the TSDf.

Item 20. Designated Facility Owner or Operator Certification of Receipt (Except As Noted in Item 18a)

Enter the name of the person receiving the waste on behalf of the owner or operator of the facility. That person must acknowledge receipt or rejection of the waste described on the manifest by signing and entering the date of receipt or rejection where indicated. Since the Facility Certification acknowledges receipt of the waste except as noted in the Discrepancy Space in Item 18a, the

certification should be signed for both waste receipt and waste rejection, with the rejection being noted and described in the space provided in Item 18a. Fully rejected wastes may be forwarded or returned using Item 18b after consultation with the generator. Enter the name of the person accepting the waste on behalf of the owner or operator of the alternate facility or the original generator. That person must acknowledge receipt or rejection of the waste described on the manifest by signing and entering the date they received or rejected the waste in Item 18c. Partially rejected wastes and residues must be re-shipped under a new manifest, to be initiated and signed by the rejecting TSDF as offeror of the shipment.

WHAT ARE THE INSTRUCTIONS FOR COMPLETING THE CONTINUATION SHEET (EPA FORM 8700-22A)?

Read all instructions before completing the form.

The form has been designed for use on a 12-pitch (elite) typewriter; a firm point pen may also be used.

The form must be used as a continuation sheet to U.S. EPA Form 8700-22 if:

- More than two transporters are to be used to transport the waste; or
- More space is required for the U.S. DOT descriptions and related information in Item 9 of U.S. EPA Form 8700-22.

Federal regulations require generators and transporters of hazardous waste and owners or operators of hazardous waste treatment, storage, or disposal facilities to use the uniform hazardous waste manifest (EPA Form 8700-22) and, if necessary, the continuation sheet (EPA Form 8700-22A) for both interstate and intrastate transportation.

I. GENERATORS

Item 21. Generator's ID Number

Enter the generator's U.S. EPA twelve-digit identification number or, the state generator identification number if the generator site does not have an EPA identification number.

***Item 22. Page* __**

Enter the page number of the continuation sheet.

Item 23. Manifest Tracking Number

Enter the Manifest Tracking Number from Item 4 of the manifest form to which the continuation sheet is attached.

Item 24. Generator's Name

Enter the generator's name as it appears in Item 5 on the first page of the manifest.

Item 25. Transporter – Company Name

If additional transporters are used to transport the waste described on the manifest, enter the company name of each additional transporter in the order in which they will transport the waste. Enter after the word “Transporter” the name of each transporter in order of utilization. For example, Transporter 3 Company Name. Also, enter the US EPA twelve-digit identification number of the transporter described in Item 25.

Item 26. Transporter – Company Name

If additional transporters are used to transport the waste described on the manifest, enter the company name of each additional transporter in the order in which they will transport the waste. Enter after the word “Transporter” the order of the transporter. For example, Transporter 4 Company Name. Each continuation sheet can record the names of two additional transporters. Also, enter the US EPA twelve-digit identification number of the transporter named in Item 26.

Item 27. U.S. D.O.T. Description Including Proper Shipping Name, Hazard Class, and ID Number (UN/NA)

For each row, enter a sequential number under Item 27b that corresponds to the order of waste codes from one continuation sheet to the next, to reflect the total number of waste being shipped. Refer to instructions for Item 9 of the manifest for the information to be entered.

Item 28. Containers (No. and Type)

Refer to the instructions for Item 10 of the manifest for information to be entered.

Item 29. Total Quantity

Refer to the instructions for Item 11 of the manifest form.

Item 30. Units of Measure (Weight/Volume)

Refer to the instructions for Item 12 of the manifest form.

Item 31. Waste Codes

Refer to the instructions for Item 13 of the manifest form.

Item 32. Special Handling Instructions and Additional Information

Refer to the instructions for Item 14 of the manifest form.

II. TRANSPORTERS

Item 33. Transporter – Acknowledgment of Receipt of Materials

Enter the same number of the Transporter as identified in Item 25. Enter also the name of the person accepting the waste on behalf of the Transporter (Company Name) identified in Item 25. That person must acknowledge acceptance of the waste described on the manifest by signing and entering the date of receipt.

Item 34. Transporter – Acknowledgment of Receipt of Materials

Enter the same number of the Transporter as identified in Item 26. Enter also the name of the person accepting the waste on behalf of the Transporter (Company Name) identified in Item 26. That person must acknowledge acceptance of the waste described on the manifest by signing and entering the date of receipt.

III. OWNER AND OPERATORS OF TREATMENT, STORAGE, OR DISPOSAL FACILITIES***Item 35. Discrepancy Indication Space***

Refer to Item 18. This space may be used to more fully describe information on discrepancies identified in Item 18a of the manifest form.

Item 36. Hazardous Waste Report Management Method Codes

For each field in Item 36, enter the sequential number that corresponds to the waste materials described under Item 27, and enter the appropriate process code that describes how the materials will be processed when received. If additional continuation sheets are attached, continue numbering the waste materials and process code fields sequentially, and enter on each sheet the process codes corresponding to the waste materials identified on that sheet.

Effective
09/05/2006

Supplemental California Manifest Instructions

Revised June 2007

Federal and State hazardous waste manifest regulations changed on **September 5, 2006.**

Detailed manifest instructions are printed on the back of the new federal manifest. These Supplemental California Instructions cover additional California requirements. Please use the instructions printed on the new manifest for item by item directions. Materials are available at www.dtsc.ca.gov (under ID numbers, Manifests & Fees, Hazardous Waste Manifests), including fact sheets and California's manifest regulations, sample manifests, and federal instructions. For load rejections and consolidated manifesting, refer to the regulations and fact sheets.

IMPORTANT MANIFEST CHANGES - PLEASE READ AND SAVE AS A REFERENCE

The U.S. Environmental Protection Agency (EPA) revised the Uniform Hazardous Waste Manifest and requires the use of only the new version nationally after September 4, 2006. **States are no longer allowed to modify the form or the instructions.** Old versions of the California manifest, or manifests from other states, **may not be used after September 4, 2006.** The new manifest form is no longer color coded, and the new six-part form does not include a copy for generators to submit to their state, although California requires the generator to submit a copy.

Additional Information and Instruction Changes:

- **Adds** space for emergency response number;
- **Adds** Generator's site address;
- Allows up to six waste codes for each waste stream;
- **Adds** a box to indicate if waste stream is U.S. DOT regulated;
- **Adds** space for import/export information;
- **Adds** room for destination facilities to note discrepancies or if container residues exceed empty levels;
- **Adds** a new field for a manifest reference number when waste is rejected or if container residues are shipped on a new manifest;
- **Adds** a separate field for alternative facility information and signatures;
- Uses HW Report Management Codes to replace handling codes;
- **Prohibits** the use of fractions or decimal points in waste quantities in Item 10; and
- Discourages use of large quantity units in Item 11 (e.g. tons or cubic yards) when other units, i.e. pounds, are more accurate.

Where Do I Get Manifests?

California does not sell the new manifest forms. Forms are available only from private printers approved by EPA. EPA posts approved printers at www.epa.gov/epaoswer/hazwaste/gener/manifest/registry/index.htm.

Generators Must Submit Manifest Copies!

California requires generators and permitted transfer, treatment, storage, and disposal Facilities (Facilities) to submit manifests. The federal manifest form does not include a Generator-to-State submittal page, like the old manifest did (the blue page). Within 30 days of shipping the waste, **generators must submit a copy of each manifest to DTSC. This copy can either be a legible photocopy or the "Generator Retains" copy, if the generators receive a signed facility copy back within 30 days.** Generators may submit a copy of the "Generator Retains" copy (page 6), the top page (the most legible one - page 1), or any other page, as long as it is **legible.**

What About Submitting Manifests for Rejected Loads?

Generators should send copies of manifests they sign when **receiving** rejected waste or container residues to the Department of Toxic Substances Control's (DTSC) Facility Manifests at P.O. Box 3000. Facilities **signing** new manifests for rejected loads should submit the generator copy to DTSC Generator Manifests at P.O. Box 400. See the rejected load fact sheet on DTSC's web site.

How Are California Manifest Requirements Different from Federal?

- California requires conditionally exempt small quantity generators to use manifests and regulates more waste as hazardous.
- DTSC uses the submitted generator and facility manifest copies for cradle-to-grave tracking of waste.
- California's definition of an "empty" container is more stringent. Non-empty containers must be manifested, including bulk containers, whether the waste is federal RCRA or non-RCRA.
- Facilities in other states are required to submit copies to DTSC when waste generated in California is received out of state. Out-of-state generators sending waste to California facilities, or that will be exported through California, are encouraged to submit manifest copies.

Where Do I Mail Manifests? Same P.O. Boxes - No Change

GENERATORS SEND TO:

DTSC Generator Manifests
P.O. Box 400
Sacramento, CA 95812-0400

TSDFs/DESIGNATED FACILITIES SEND TO:

DTSC Facility Manifests
P.O. Box 3000
Sacramento, CA 95812-3000

Where Do I Find California Waste Codes?

The new manifest has six blank boxes for waste codes for each waste stream.

If the waste is RCRA regulated, at least one box must include a RCRA waste code. For waste generated in or shipped to California, a CA state waste code is also required. The additional boxes are for other states' codes when the waste is sent out of state to a state with codes, or for extra RCRA codes. California Waste Codes are printed on the reverse side of these instructions only, not on the instructions printed on the manifest. They are also found in Title 22, California Code of Regulations, Appendix XII to Chapter 11 of Division 4.5.

What are Hazardous Waste Report Management Method Codes (HWRMM Codes)?

Previously, California's manifest instructions required Designated Facilities to use one of 10 handling codes to report how the waste was handled at that facility. The new manifest uses 28 Management Method Codes. These are the same codes used in Biennial Reports. One of the HWRMM codes shown on the other side must be added on the manifest by the **Facilities only. Generators and transporters do not add these codes.**

Contact Information:

First, visit the DTSC web page at www.dtsc.ca.gov/IDManifest for training information and review the basic instructions printed on the manifest. This document includes Supplemental Instructions only for use in California. For more information, contact your transporter or facility, or call DTSC's Regulatory Assistance Officer at 800-72-TOXIC.

CALIFORNIA WASTE CODES

California Restricted Wastes – Use First , if applicable	
711	Liquids with cyanides ≥ 1000 mg/l
721	Liquids with arsenic ≥ 500 mg/l
722	Liquids with cadmium ≥ 100 mg/l
723	Liquids with chromium (VI) ≥ 500 mg/l
724	Liquids with lead ≥ 500 mg/l
725	Liquids with mercury ≥ 20 mg/l
726	Liquids with nickel ≥ 134 mg/l
727	Liquids with selenium ≥ 100 mg/l
728	Liquids with thallium ≥ 130 mg/l
731	Liquids with polychlorinated biphenyls ≥ 50 mg/l
741	Liquids with halogenated organic compounds ≥ 1000 mg/l
751	Solids or sludge with halogenated organic comp. ≥ 1000 mg/kg
791	Liquids with pH ≤ 2
792	Liquids with pH ≤ 2 with metals
801	Waste potentially containing dioxins
CALIFORNIA NON-RESTRICTED WASTES	
Inorganics	
121	Alkaline solution (pH ≥12.5) with metals (antimony, arsenic, barium, beryllium, cadmium, chromium, cobalt, copper, lead, mercury, molybdenum, nickel, selenium, silver, thallium, vanadium, and zinc)
122	Alkaline solution without metals (pH ≥ 12.5)
123	Unspecified alkaline solution
131	Aqueous solution (2 < pH < 12.5) containing reactive anions (azide, bromate, chlorate, cyanide, fluoride, hypochlorite, nitrite, perchlorate, and sulfide anions)
132	Aqueous solution w/metals (< restricted levels and see waste code 121 for a list of metals)
133	Aqueous solution with 10% or more total organic residues
134	Aqueous solution with <10% total organic residues
135	Unspecified aqueous solution
141	Off-specification, aged, or surplus inorganics
151	Asbestos-containing waste
161	Fluid-cracking catalyst (FCC) waste
162	Other spent catalyst
171	Metal sludge (see 121)
172	Metal dust (see 121) and machining waste
181	Other inorganic solid waste
Organics	
211	Halogenated solvents (chloroform, methyl chloride, perchloroethylene, etc.)
212	Oxygenated solvents (acetone, butanol, ethyl acetate, etc.)
213	Hydrocarbon solvents (benzene, hexane, Stoddard, etc.)
214	Unspecified solvent mixture
221	Waste oil and mixed oil
222	Oil/water separation sludge
223	Unspecified oil-containing waste
231	Pesticide rinse water
232	Pesticides and other waste associated with pesticide production
241	Tank bottom waste
251	Still bottoms with halogenated organics
252	Other still bottom waste
261	Polychlorinated biphenyls and material containing PCB's
271	Organic monomer waste (includes unreacted resins)
272	Polymeric resin waste
281	Adhesives
291	Latex waste
311	Pharmaceutical waste
321	Sewage sludge
322	Biological waste other than sewage sludge
331	Off-specification, aged, or surplus organics
341	Organic liquids (nonsolvents) with halogens
342	Organic liquids with metals (see 121)
343	Unspecified organic liquid mixture
351	Organic solids with halogens
352	Other organic solids

Sludge	
411	Alum and gypsum sludge
421	Lime sludge
431	Phosphate sludge
441	Sulfur sludge
451	Degreasing sludge
461	Paint sludge
471	Paper sludge/pulp
481	Tetraethyl lead sludge
491	Unspecified sludge waste
Miscellaneous	
511	Empty pesticide containers 30 gallons or more
512	Other empty containers 30 gallons or more
513	Empty containers less than 30 gallons
521	Drilling mud
531	Chemical toilet waste
541	Photochemicals / photo processing waste
551	Laboratory waste chemicals
561	Detergent and soap
571	Fly ash, bottom ash, and retort ash
581	Gas scrubber waste
591	Baghouse waste
611	Contaminated soil from site clean-ups
612	Household waste
613	Auto shredder waste
614	Treated wood waste (new in 2007)
HW REPORT MANAGEMENT METHOD CODES	
New Codes	Descriptions
H010	Metals recovery including retorting, smelting, chemicals, etc.
H020	Solvents recovery
H039	Other recovery or reclamation for reuse including acid regeneration, organics recovery, etc.
H050	Energy recovery at this site -- use as fuel (includes on-site fuel blending)
H061	Fuel blending prior to energy recovery at another site
H040	Incineration--thermal destruction other than use as a fuel
H071	Chemical reduction with or without precipitation
H073	Cyanide destruction with or without precipitation
H075	Chemical oxidation
H076	Wet air oxidation
H077	Other chemical precipitation with or without pre-treatment
H081	Biological treatment with or without precipitation
H082	Adsorption
H083	Air or steam stripping
H101	Sludge treatment and/or dewatering
H103	Absorption
H111	Stabilization or chemical fixation prior to disposal at another site
H112	Macro-encapsulation prior to disposal at another site
H121	Neutralization only
H122	Evaporation
H123	Settling or clarification
H124	Phase separation
H129	Other treatment
H131	Land treatment or application (to include on-site treatment and/or stabilization)
H132	Landfill or surface impoundment that will be closed as landfill (to include on-site treatment and/or stabilization)
H134	Deepwell or underground injection (with or without treatment)
H135	Discharge to sewer/POTW or NPDES (with prior storage--with or without treatment)
H141	Storage, bulking, and/or transfer off site--no treatment/recovery (H010-H129), fuel blending (H061), or disposal (H131-H135) at this site

NEW MANIFEST PAGES AND DISTRIBUTION OF COPIES

BACKGROUND

The Federal Uniform Hazardous Waste Manifest has 6 copies so that each person handling the waste can track its route to proper disposal. The hazardous waste generator, transporter, and designated facility each retain at least one copy of the manifest prior to passing the remaining copies on to the next handler of the hazardous waste. Therefore, the manifest copies are in varying states of completion until the final copy reaches the destination/disposal facility where the manifest is finally terminated. The destination/disposal facility (commonly referred to as the TSDF – Treatment, Storage, and Disposal Facility) sends a copy of the signed off terminated manifests to both the generator and DTSC.

MANIFEST COPY DISTRIBUTION

Page 1: ***“Designated Facility to Destination State” (if required)***

Page 2: ***“Designated Facility to Generator State” (if required) – this is a new page***

Page 3: ***“Designated Facility to Generator Copy”***

Page 4: ***“Designated Facility Copy”***

Page 5: ***“Transporter Copy”***

Page 6: ***“Generator’s Initial Copy”***

Missing from the old California Uniform Hazardous Waste Manifest is the blue manifest copy that the generator submitted to DTSC within 30 days. A manifest copy submittal to DTSC is still required. See DTSC manifest submission requirements below.

MANIFEST SUBMISSION TO DTSC

The Uniform Hazardous Waste Manifest contains six copies. All copies must be legible. The generator must always send a copy to DTSC if the waste is generated in California, handled by a permitted facility in California or is imported or exported from California. The Uniform Hazardous Waste Manifest will no longer have a designated copy specified for generators to submit to DTSC; therefore, generators must send a legible copy of the manifest to DTSC.

Generator sends manifest copy to DTSC within 30 days of the shipment date:

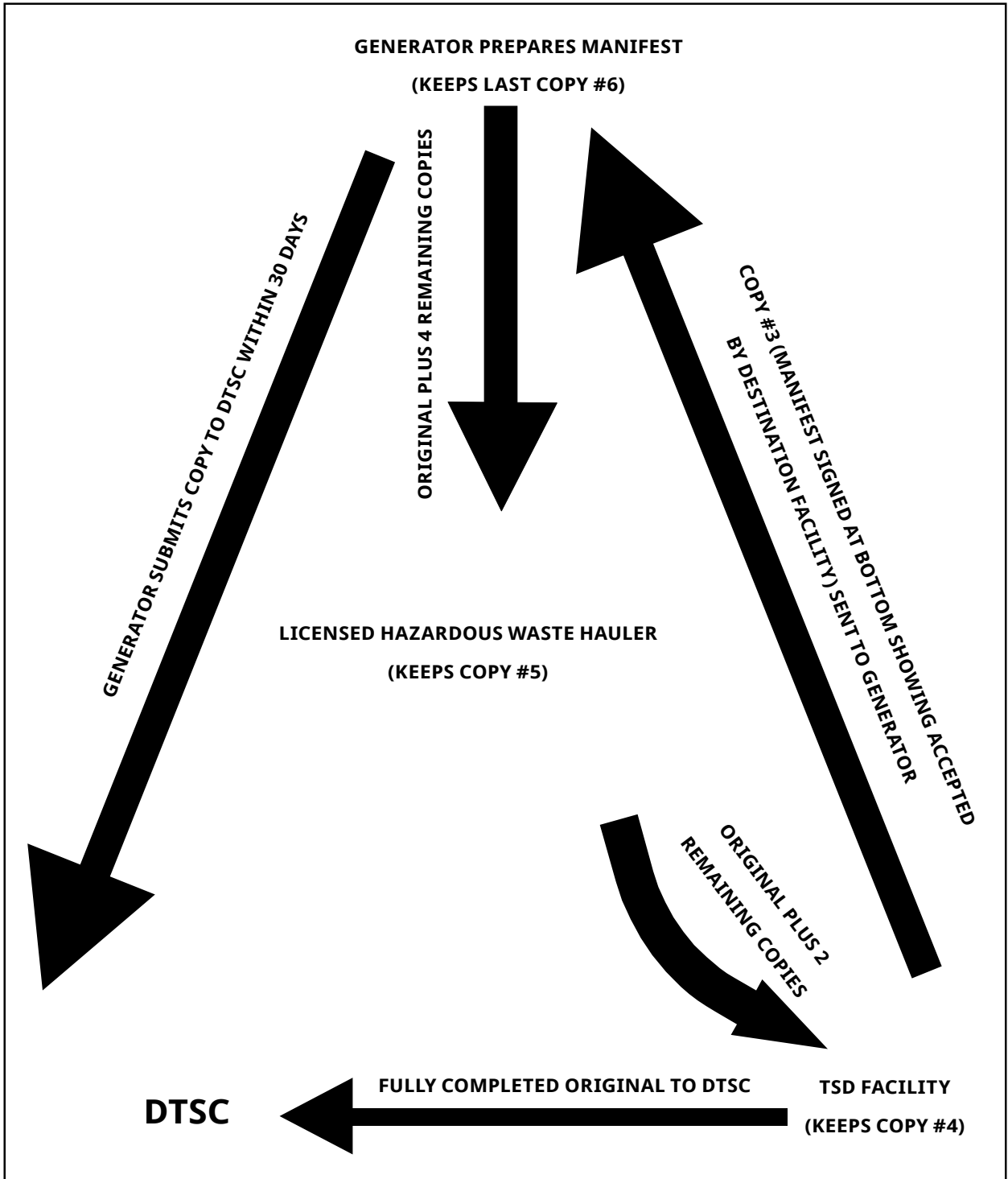
DTSC Generator Manifests
Department of Toxic Substances Control
P.O. Box 400
Sacramento, CA 95812-0400

TSDF sends copy to DTSC within 30 days of the receipt date:

DTSC Facility Manifests
P.O. Box 3000
Sacramento, CA 95812

DISTRIBUTING MANIFESTS

The following flow chart illustrates the manifest distribution process:



MANIFEST RETENTION

A hazardous waste generator is required to retain all manifest records for at least 3 years of waste shipment records. Hazardous waste disposal manifests must be made available for reviewing by the inspecting agency during the facility hazardous waste inspection.

DESTINATION FACILITY TERMINATED MANIFEST

The destination facility is required to sign off the accepted manifest showing that the hazardous waste shipment has been accepted by their facility. The destination facility is also required to send page 3 of the terminated manifest to the generator within 30 days and page 2 of the terminated manifest to DTSC.

MANIFEST TRACKING

If a hazardous waste generator has manifested a shipment of hazardous waste and has not received the signed copy of page 3 of the manifest from the destination facility within 35 days of shipment, the facility must contact the hazardous waste transporter and the destination facility to determine the status of the manifest shipment. If the hazardous waste generator has not received the signed copy of page 3 of the manifest from the destination facility within 45 days of the shipment, the generator is required to submit an Exception Report with DTSC.

EXCEPTION REPORT

An Exception Report must be filed whenever a hazardous waste generator does not receive a signed copy of the manifest (page 3) from the intended destination facility within 45 days of the waste shipment. The Exception Report shall include:

- A letter signed by the generator detailing their efforts to locate the hazardous waste shipment through the transporter(s) and destination facility.
- A legible copy of the hazardous waste generator's manifest (page 6).

VARIANCES TO MANIFESTING REQUIREMENTS

CONSOLIDATED VARIANCE

Consolidated manifesting is a hazardous waste manifest used by a milkrun or consolidated transporter to combine hazardous waste shipments from multiple generators on one consolidated manifest pursuant to the procedures in California Health and Safety Code (H&SC) Section 25160.2.

PURPOSE

The consolidated variance allows a registered hazardous waste hauler to pick up small quantities of specifically listed hazardous waste(s) from many generators using only one manifest. This results in reduced transportation costs to generators and fewer manifests being submitted to DTSC.

QUALIFYING HAZARDOUS WASTES

The consolidated variance is currently restricted to the following hazardous wastes:

- Used oil
- Contents of an oil/water separator
- Solids contaminated with used oil
- Brake fluid
- Antifreeze and antifreeze sludge
- Parts cleaning solvents including aqueous cleaning solvents
- Hydroxide sludge contaminated solely with metals from wastewater treatment process
- Paint related wastes including paints, thinners, filters, and sludge
- Spent photographic solutions
- Dry cleaning solvents including perchloroethylene, naphtha, and silicone based solvents
- Filters, lint, and sludge contaminated with dry cleaning solvents
- Asbestos and asbestos containing materials
- Inks from the printing industry
- Chemicals and laboratory packs collected from K-12 schools
- Absorbents contaminated with wastes on this list
- Filters from dispensing pumps for diesel and gasoline fuels

A fact sheet documenting the regulatory requirements for hazardous waste generators using a Consolidated Manifest can be found at dtsc.ca.gov.

CONSOLIDATED MANIFESTING GUIDANCE

COMPARING	IN THE CONSOLIDATED MANIFESTING (CM) VARIANCE	IN THE STANDARD MANIFEST PROCEDURE...
Who initiates and completes the generator portions of the manifest	Hazardous waste hauler (transporter).	Generator
The record of the shipment kept by the generator	<ol style="list-style-type: none"> Hauler leaves a CM receipt with the generator stating: <ul style="list-style-type: none"> Name and quantity of the waste Waste type Manifest number Generator's and transporter's EPA ID #s Generator's address, phone #, and signature Date of acceptance by the transporter TSDf name, address, and EPA ID number Generator keeps the receipt for 3 years 	Generator keeps copies of the actual manifest for 3 years.
Notification to generator from the disposal facility that the waste was received	<ol style="list-style-type: none"> Hauler receives the notification Generator does not 	Generator receives the notification.
Who sends manifest copy 2 to DTSC	Hauler	Generator
Exception Reports	Exception Reports are not required	Exception Report must be filed by the generator if they fail to receive a TSDf signed/accepted manifest within 45 days of waste shipment.

CHAPTER

13

EMERGENCY RESPONSE/CONTINGENCY PLANNING

LQGs are required to complete, submit to EMD, and implement a Consolidated Emergency Response/Contingency Plan for their facilities to minimize the possibility of hazardous waste releases that threaten human health and the environment.

The Consolidated Emergency Response/Contingency Plan includes information that will aid generators and emergency response personnel in handling any emergency situation involving hazardous wastes. If you don't yet have a Consolidated Emergency Response/Contingency Plan, the template is included in this chapter for reference.

CESQGs and SQGs may be exempt from the Consolidated Emergency Response/Contingency Plan requirement, if they meet certain criteria (use table below).

Determining your Exemption Eligibility		
If you...	And DO NOT :	Then you...
generate <1,000 kg (270 gallons/2,200 lbs) of hazardous waste in any month ≤1 kg (2.2 lbs) of acutely/extremely hazardous waste	have on-site at any time 55 gallons, (liquid), 500 pounds (solid), or 200 cubic feet (compressed gases) of any hazardous material or hazardous waste	are exempt from the written Consolidated Emergency Response/Contingency Plan
If Exempt...	If not Exempt...	
you must post by the phone the name and phone number of the Emergency Coordinator, the Fire Department's phone number, and the locations of fire extinguishers and spill control equipment. The CESQG/SQG Emergency Response Procedures Certification Form is included in this chapter.	you must complete, submit to EMD, and implement a full Consolidated Emergency Response/Contingency Plan.	

See **Chapter 4** titled **Hazardous Waste Regulation** for an explanation of generator status.

HOW TO SUBMIT

The Consolidated Emergency Response/Contingency Plan must be submitted electronically at the EMD Electronic Reporting Portal web page emdportal.saccounty.net (or the California Electronic Reporting System).



CAUTION

This Consolidated Emergency Response/Contingency Plan provides the minimum information necessary to meet the law's emergency response plan requirements. It is advised that you do not neglect any portion of this plan without careful evaluation of that item.

ATTACHMENT H: CONSOLIDATED EMERGENCY RESPONSE/ CONTINGENCY PLAN – PAGE 1

CALIFORNIA ENVIRONMENTAL REPORTING SYSTEM (CERS) CONSOLIDATED EMERGENCY RESPONSE / CONTINGENCY PLAN <i>Prior to completing this Plan, please refer to the INSTRUCTIONS FOR COMPLETING A CONSOLIDATED CONTINGENCY PLAN</i>			
A. FACILITY IDENTIFICATION AND OPERATIONS OVERVIEW			
FACILITY ID #	1.	CERS ID	A1.
BUSINESS NAME (Same as Facility Name or DBA - Doing Business As)		A2.	
BUSINESS SITE ADDRESS		103.	
BUSINESS SITE CITY	104.	CA	105.
TYPE OF BUSINESS (e.g., Painting Contractor)	A3.	INCIDENTAL OPERATIONS (e.g., Fleet Maintenance)	A4.
THIS PLAN COVERS CHEMICAL SPILLS, FIRES, AND EARTHQUAKES INVOLVING: (Check all that apply) A5.			
<input checked="" type="checkbox"/> 1. HAZARDOUS MATERIALS; <input type="checkbox"/> 2. HAZARDOUS WASTES			
B. INTERNAL RESPONSE			
INTERNAL FACILITY EMERGENCY RESPONSE WILL OCCUR VIA: (Check all that apply) B1.			
<input type="checkbox"/> 1. CALLING PUBLIC EMERGENCY RESPONDERS (i.e., 9-1-1) <input type="checkbox"/> 2. CALLING HAZARDOUS WASTE CONTRACTOR <input type="checkbox"/> 3. ACTIVATING IN-HOUSE EMERGENCY RESPONSE TEAM			
C. EMERGENCY COMMUNICATIONS, PHONE NUMBERS AND NOTIFICATIONS			
Whenever there is an imminent or actual emergency situation such as an explosion, fire, or release, the Emergency Coordinator (or his/her designee when the Emergency Coordinator is on call) shall: 1. Activate internal facility alarms or communications systems, where applicable, to notify all facility personnel. 2. Notify appropriate local authorities (i.e., call 9-1-1). 3. Notify the California Emergency Management Agency at (800) 852-7550.			
Before facility operations are resumed in areas of the facility affected by the incident, the emergency coordinator shall notify the California Department of Toxic Substances Control (DTSC), the local Unified Program Agency (UPA), and the local fire department's hazardous materials program that the facility is in compliance with requirements to: 1. Provide for proper storage and disposal of recovered waste, contaminated soil or surface water, or any other material that results from an explosion, fire, or release at the facility; and 2. Ensure that no material that is incompatible with the released material is transferred, stored, or disposed of in areas of the facility affected by the incident until cleanup procedures are completed.			
INTERNAL FACILITY EMERGENCY COMMUNICATIONS OR ALARM NOTIFICATION WILL OCCUR VIA: (Check all that apply) C1.			
<input type="checkbox"/> 1. VERBAL WARNINGS; <input type="checkbox"/> 2. PUBLIC ADDRESS OR INTERCOM SYSTEM; <input type="checkbox"/> 3. TELEPHONE; <input type="checkbox"/> 4. PAGERS; <input type="checkbox"/> 5. ALARM SYSTEM; <input type="checkbox"/> 6. PORTABLE RADIO			
NOTIFICATIONS TO NEIGHBORING FACILITIES THAT MAY BE AFFECTED BY AN OFF-SITE RELEASE WILL OCCUR BY: (Check all that apply) C2.			
<input type="checkbox"/> 1. VERBAL WARNINGS; <input type="checkbox"/> 2. PUBLIC ADDRESS OR INTERCOM SYSTEM; <input type="checkbox"/> 3. TELEPHONE; <input type="checkbox"/> 4. PAGERS; <input type="checkbox"/> 5. ALARM SYSTEM; <input type="checkbox"/> 6. PORTABLE RADIO			
EMERGENCY RESPONSE PHONE NUMBERS:	AMBULANCE, FIRE, POLICE AND CHP	9-1-1	
	CALIFORNIA EMERGENCY MANAGEMENT AGENCY (CAL/EMA)	(800) 852-7550	
	NATIONAL RESPONSE CENTER (NRC)	(800) 424-8802	
	POISON CONTROL CENTER	(800) 222-1222	
	LOCAL UNIFIED PROGRAM AGENCY (UPA/CUPA)	C4.	C5.
	OTHER (Specify):	C6.	C7.
NEAREST MEDICAL FACILITY / HOSPITAL NAME:			
AGENCY NOTIFICATION PHONE NUMBERS:	CALIFORNIA DEPT. OF TOXIC SUBSTANCES CONTROL (DTSC)	(916) 255-3545	
	REGIONAL WATER QUALITY CONTROL BOARD	C8.	
	U.S. ENVIRONMENTAL PROTECTION AGENCY (US EPA)	(800) 300-2193	
	CALIFORNIA DEPT OF FISH AND GAME (DFG)	(916) 358-2900	
	U.S. COAST GUARD	(202) 267-2180	
	CAL/OSHA	(916) 263-2800	
	STATE FIRE MARSHAL	(916) 445-8200	
	OTHER (Specify):	C9.	C10.
	OTHER (Specify):	C11.	C12.

ATTACHMENT H: CONSOLIDATED EMERGENCY RESPONSE/ CONTINGENCY PLAN – PAGE 3

CERS Consolidated Emergency Response / Contingency Plan – Page 3 of 4

Rev. 06/27/11

G. EMERGENCY EQUIPMENT			
Check all boxes that apply to list emergency response equipment available at the facility and identify the location(s) where the equipment is kept and the equipment's capability, if applicable. [e.g., <input checked="" type="checkbox"/> CHEMICAL PROTECTIVE GLOVES Spill response kit One time use, Oil & solvent resistant only.]			
TYPE	EQUIPMENT AVAILABLE ^{G1.}	LOCATION	CAPABILITY (If applicable)
Safety and First Aid	1. <input type="checkbox"/> CHEMICAL PROTECTIVE SUITS, APRONS, OR VESTS	G2.	G3.
	2. <input type="checkbox"/> CHEMICAL PROTECTIVE GLOVES	G4.	G5.
	3. <input type="checkbox"/> CHEMICAL PROTECTIVE BOOTS	G6.	G7.
	4. <input type="checkbox"/> SAFETY GLASSES / GOGGLES / SHIELDS	G8.	G9.
	5. <input type="checkbox"/> HARD HATS	G10.	G11.
	6. <input type="checkbox"/> CARTRIDGE RESPIRATORS	G12.	G13.
	7. <input type="checkbox"/> SELF-CONTAINED BREATHING APPARATUS (SCBA)	G14.	G15.
	8. <input type="checkbox"/> FIRST AID KITS / STATIONS	G16.	G17.
	9. <input type="checkbox"/> PLUMBED EYEWASH FOUNTAIN / SHOWER	G18.	G19.
	10. <input type="checkbox"/> PORTABLE EYEWASH KITS	G20.	G21.
	11. <input type="checkbox"/> OTHER	G22.	G23.
	12. <input type="checkbox"/> OTHER	G24.	G25.
Fire Fighting	13. <input type="checkbox"/> PORTABLE FIRE EXTINGUISHERS	G26.	G27.
	14. <input type="checkbox"/> FIXED FIRE SYSTEMS / SPRINKLERS / FIRE HOSES	G28.	G29.
	15. <input type="checkbox"/> FIRE ALARM BOXES OR STATIONS	G30.	G31.
	16. <input type="checkbox"/> OTHER	G32.	G33.
Spill Control and Clean-Up	17. <input type="checkbox"/> ALL-IN-ONE SPILL KIT	G34.	G35.
	18. <input type="checkbox"/> ABSORBENT MATERIAL	G36.	G37.
	19. <input type="checkbox"/> CONTAINER FOR USED ABSORBENT	G38.	G39.
	20. <input type="checkbox"/> BERMING / DIKING EQUIPMENT	G40.	G41.
	21. <input type="checkbox"/> BROOM	G42.	G43.
	22. <input type="checkbox"/> SHOVEL	G44.	G45.
	23. <input type="checkbox"/> SHOP VAC	G46.	G47.
	24. <input type="checkbox"/> EXHAUST HOOD	G48.	G49.
	25. <input type="checkbox"/> EMERGENCY SUMP / HOLDING TANK	G50.	G51.
	26. <input type="checkbox"/> CHEMICAL NEUTRALIZERS	G52.	G53.
	27. <input type="checkbox"/> GAS CYLINDER LEAK REPAIR KIT	G54.	G55.
	28. <input type="checkbox"/> SPILL OVERPACK DRUMS	G56.	G57.
	29. <input type="checkbox"/> OTHER	G58.	G59.
Communications and Alarm Systems	30. <input type="checkbox"/> TELEPHONES (Includes cellular)	G60.	G61.
	31. <input type="checkbox"/> INTERCOM / PA SYSTEM	G62.	G63.
	32. <input type="checkbox"/> PORTABLE RADIOS	G64.	G65.
	33. <input type="checkbox"/> AUTOMATIC ALARM CHEMICAL MONITORING EQUIPMENT	G66.	G67.
Other	34. <input type="checkbox"/> OTHER	G68.	G69.
	35. <input type="checkbox"/> OTHER	G70.	G71.

ATTACHMENT H: CONSOLIDATED EMERGENCY RESPONSE/ CONTINGENCY PLAN – PAGE 4

CERS Consolidated Emergency Response / Contingency Plan – Page 4 of 4

Rev. 06/27/11

H. EARTHQUAKE VULNERABILITY			
Identify areas of the facility that are vulnerable to hazardous materials releases / spills due to earthquake-related motion. These areas require immediate isolation and inspection.			
VULNERABLE AREAS: (Check all that apply) <input type="checkbox"/> 1. HAZARDOUS MATERIALS / WASTE STORAGE AREA <input type="checkbox"/> 2. PROCESS LINES / PIPING <input type="checkbox"/> 3. LABORATORY <input type="checkbox"/> 4. WASTE TREATMENT AREA	H1. LOCATIONS (e.g., shop, outdoor shed, forensic lab) H2. H3. H4. H5.		
Identify mechanical systems vulnerable to releases / spills due to earthquake-related motion. These systems require immediate isolation and inspection.			
VULNERABLE SYSTEMS: (Check all that apply) <input type="checkbox"/> 1. SHELVES, CABINETS AND RACKS <input type="checkbox"/> 2. TANKS (EMERGENCY SHUTOFF) <input type="checkbox"/> 3. PORTABLE GAS CYLINDERS <input type="checkbox"/> 4. EMERGENCY SHUTOFF AND/OR UTILITY VALVES <input type="checkbox"/> 5. SPRINKLER SYSTEMS <input type="checkbox"/> 6. STATIONARY PRESSURIZED CONTAINERS (e.g., Propane dispensing tank)	H6. LOCATIONS H7. H8. H9. H10. H11. H12.		
I. EMPLOYEE TRAINING			
<p>Explanation of Requirement: Employee training is required for all employees handling hazardous materials and hazardous wastes in day-to-day or clean-up operations including volunteers and/or contractors. Training must be:</p> <ul style="list-style-type: none"> Provided within 6 months for new hires; Amended as necessary prior to change in process or work assignment; Given upon modification to the Emergency Response / Contingency Plan, and updated/refreshed annually for all employees. <p>Required content includes all of the following:</p> <table style="width: 100%; border: none;"> <tr> <td style="width: 50%; vertical-align: top;"> <ul style="list-style-type: none"> Material Safety Data Sheets; Hazard communication related to health and safety; Methods for safe handling of hazardous substances; Fire hazards of materials / processes; Conditions likely to worsen emergencies; Coordination of emergency response; Notification procedures; Applicable laws and regulations; </td> <td style="width: 50%; vertical-align: top;"> <ul style="list-style-type: none"> Communication and alarm systems; Personal protective equipment; Use of emergency response equipment (e.g. Fire extinguishers, respirators, etc.); Decontamination procedures; Evacuation procedures; Control and containment procedures; UST monitoring system equipment and procedures (if applicable). </td> </tr> </table>		<ul style="list-style-type: none"> Material Safety Data Sheets; Hazard communication related to health and safety; Methods for safe handling of hazardous substances; Fire hazards of materials / processes; Conditions likely to worsen emergencies; Coordination of emergency response; Notification procedures; Applicable laws and regulations; 	<ul style="list-style-type: none"> Communication and alarm systems; Personal protective equipment; Use of emergency response equipment (e.g. Fire extinguishers, respirators, etc.); Decontamination procedures; Evacuation procedures; Control and containment procedures; UST monitoring system equipment and procedures (if applicable).
<ul style="list-style-type: none"> Material Safety Data Sheets; Hazard communication related to health and safety; Methods for safe handling of hazardous substances; Fire hazards of materials / processes; Conditions likely to worsen emergencies; Coordination of emergency response; Notification procedures; Applicable laws and regulations; 	<ul style="list-style-type: none"> Communication and alarm systems; Personal protective equipment; Use of emergency response equipment (e.g. Fire extinguishers, respirators, etc.); Decontamination procedures; Evacuation procedures; Control and containment procedures; UST monitoring system equipment and procedures (if applicable). 		
INDICATE HOW EMPLOYEE TRAINING PROGRAM IS ADMINISTERED (Check all that apply)			
<input type="checkbox"/> 1. FORMAL CLASSROOM; <input type="checkbox"/> 2. VIDEOS; <input type="checkbox"/> 3. SAFETY / TAILGATE MEETINGS; <input type="checkbox"/> 4. STUDY GUIDES / MANUALS (Specify): _____ <input type="checkbox"/> 5. OTHER (Specify): _____ <input type="checkbox"/> 6. NOT APPLICABLE BECAUSE FACILITY HAS NO EMPLOYEES	I1. I2. I3.		
<p>Large Quantity Generator (LQG) Training Records: Large quantity hazardous waste generators (i.e., who generate more than 270 gallons/1,000 kilograms of hazardous waste per month) must retain written documentation of employee hazardous waste management training sessions which includes:</p> <ul style="list-style-type: none"> A written outline/agenda of the type and amount of both introductory and continuing training that will be given to persons filling each job position having responsibility for the management of hazardous waste (e.g., labeling, manifesting, compliance with accumulation time limits, etc.). The name, job title, and date of training for each hazardous waste management training session given to an employee filling such a job position; and A written job description for each of the above job positions that describes job duties and the skills, education, or other qualifications required of personnel assigned to the position. Current employee training records must be retained until closure of the facility. Former employee training records must be retained at least three years after termination of employment. 			
J. LIST OF ATTACHMENTS			
(Check one of the following)			
<input type="checkbox"/> 1. NO ATTACHMENTS ARE REQUIRED; <i>or</i> <input type="checkbox"/> 2. THE FOLLOWING DOCUMENTS ARE ATTACHED:	J1. J2.		
K. SIGNATURE / CERTIFICATION			
<p>Certification: Based on my inquiry of those individuals responsible for obtaining the information, I certify under penalty of law that I have personally examined and am familiar with the information submitted and believe the information is true, accurate, and complete, and that a copy is available on site.</p>			
SIGNATURE OF OWNER/OPERATOR	DATE SIGNED K1.		
NAME OF SIGNER (print)	TITLE OF SIGNER K3.		

ATTACHMENT I: CESQG/SQG EMERGENCY RESPONSE PROCEDURES CERTIFICATION FORM

County of Sacramento • Environmental Management Department • Environmental Compliance Division

10590 Armstrong Avenue • Suite A • Mather, CA 95655 • (Voice 8 am- 5 pm): 916/875-8550 • FAX: 916/875-8513

On the web: <http://www.emd.saccounty.net>

CESQG/SQG Emergency Response Procedures Certification Form

Eligibility	A generator of less than 270 gallons of hazardous waste per month and who is not subject to Hazardous Materials Business Plan requirements is exempt from written Contingency Plan requirements. Consult the back page of this document titled <i>Contingency Plan Exemption</i> for CESQGs/SQGs to determine whether you are eligible for the Contingency Plan Exemption.
Alternate requirements	A CESQG or an SQG is not required to prepare a full written Contingency Plan. However, a CESQG or SQG exempt from Contingency Plan requirements must still implement specific emergency response procedures described in Section II below.
What you must do	<ol style="list-style-type: none"> 1. Complete the Emergency Coordinator and Equipment Information (Section I) of this document and return to the Environmental Compliance Division (ECD). 2. Post a copy of this form by your facility telephone(s).

Section I.		
EMERGENCY COORDINATOR & EQUIPMENT INFORMATION FOR CESQGs/SQGs		
FACILITY NAME:		FACILITY ID#: <input type="text"/>
FACILITY ADDRESS:		CITY & ZIP:
EMERGENCY COORDINATOR IS:	Name: <input type="text"/>	Phone #: <input type="text"/>
		Always On-Site <input type="checkbox"/>
		On-Call <input type="checkbox"/>
LOCAL FIRE DEPT PHONE NUMBER: <input type="text"/>		
Equipment Locations		
Fire Extinguishers	Spill Control Materials	Fire Alarm (if any)
<input type="text"/>	<input type="text"/>	<input type="text"/>
<input type="text"/>	<input type="text"/>	<input type="text"/>
<input type="text"/>	<input type="text"/>	<input type="text"/>
Name of document preparer:	Signature of document Preparer:	Phone #:
<input type="text"/>	<input type="text"/>	<input type="text"/>

Section II.	
POST COPY BY THE TELEPHONE(S).	
MINIMUM REQUIRED CESQG/SQG EMERGENCY PROCEDURES	
If a fire occurs:	Call the Fire Department, and, if safe, attempt to extinguish the fire using fire extinguishers.
If a spill occurs:	Contain the flow of hazardous waste to the extent possible. Clean up the hazardous waste and any contaminated soil or materials as soon as possible. Properly dispose of any resultant hazardous waste.
If fire, explosion or release threatens human health or environment outside facility:	<p>If human health or the environment beyond the facility is threatened, or if a spill has reached surface water, call the National Response Center at 1-800-424-8802 (24 hour number) and provide the following information:</p> <ol style="list-style-type: none"> 1. Facility name & address 2. Facility EPA ID# 3. Amount of hazardous waste involved 4. Accident date 5. Time of accident 6. Specify injuries, if any 7. Estimate quantity & disposition of recovered materials, if any

ATTACHMENT J: CONTINGENCY PLAN EXEMPTION FOR CESQGS/SQGS

County of Sacramento • Environmental Management Department • Environmental Compliance Division

10590 Armstrong Avenue • Suite A • Mather, CA 95655 • (Voice 8 am- 5 pm): 916/875-8550 • FAX: 916/875-8513

On the web: <http://www.emd.saccounty.net>

Contingency Plan Exemption for CESQGS/SQGS

Definitions	CESQG	A Conditionally Exempt Small Quantity Generator (CESQG) is a hazardous waste generator who generates less than 100 kg (about 27 gallons) of hazardous waste per month.
	SQG	A Small Quantity Generator (SQG) is a hazardous waste generator who generates less than 1000 kg (about 270 gallons) of hazardous waste per month.
	Contingency Plan	A Contingency Plan is a written plan that specifies emergency actions and procedures to be undertaken in the event of an emergency at a facility.

Exemption A CESQG or an SQG is not required to prepare a full written Contingency Plan unless the facility stores regulatory threshold quantities of hazardous materials or hazardous waste at any one time (see the table below in *Who's eligible*). However, a CESQG or SQG exempt from Contingency Plan requirements must still implement specific emergency response procedures described further below.

Who's eligible This table will help you determine if you are a CESQG or SQG who is exempt from preparing a written Contingency Plan.

Determining your Exemption Eligibility		
If you...	And DO NOT :	Then you...
<ul style="list-style-type: none"> generate <270 gallons of hazardous waste in any month 	<ul style="list-style-type: none"> have on-site at any time 55 gallons, 500 pounds or 200 cubic feet of any hazardous material or hazardous waste, or generate >2.2 lbs per month of extremely hazardous waste 	are exempt from the written Contingency Plan requirement.

Alternate CESQG/SQG requirements CESQGS/SQGS, which are exempt from written Contingency Plan requirements must have implemented these minimum emergency response procedures:

1. Designate an emergency coordinator who responds to any emergency, is available at all times (if not on-site, can arrive quickly), and coordinates all emergency response and reporting activities.
2. Post by the telephone the Emergency Coordinator's name & phone number, the Fire Department's phone number and the locations of fire extinguishers, spill control materials, and any fire alarm equipment.
3. Call the Fire Department in the event of a fire and attempt to extinguish the fire if safe to do so.
4. Contain the flow of any hazardous waste spill as soon as possible.

What you must do

If you...	Then...
Meet the CESQG/SQG eligibility criteria in the Determining your Exemption Eligibility table above.	You are exempt from the written Contingency Plan requirement.
Do not meet the CESQG/SQG eligibility criteria above.	You must complete and submit to this Department a Hazardous Materials Business Plan.

You must immediately report any significant spill or release, or threatened spill or release, involving hazardous materials or hazardous waste to all agencies having public emergency response authority.

SUMMARY OF REQUIREMENTS

<p>WHAT IS REPORTABLE</p>	<p>Any significant spill or release, or threatened spill or release, involving hazardous materials or hazardous waste must be immediately reported to all agencies having public emergency response authority (H&SC 25507 and 19 CCR 2703).</p>	
<p>WHO MUST REPORT</p>	<p>Anyone having knowledge of the incident is obligated to make the report, including the owner, manager, operator or any employee.</p>	
<p>HOW TO MAKE A REPORT</p>	<p>Verbal notification (by phone). A written follow-up report may be required if at or above a federal reporting quantity.</p>	
<p>WHAT YOU MUST REPORT</p>	<p>Name of person filing report Date and time of incident Location involved Info on affected waterways or storm drains</p>	<p>Amount Substance or Chemical name(s) What happened More for federal report (duration, health risks, impacted media, precautions to be taken)</p>
<p>WHO TO REPORT TO (VERBAL NOTIFICATION)</p>	<ol style="list-style-type: none"> 1. 911, if emergency 2. EMD (916) 875-8550 (8am-5pm weekdays) or (916) 875-5000 otherwise 3. California Governor’s Office of Emergency Services (916) 845-8911 or (800) 852-7550 4. National Response Center (if at or above a federal reporting quantity) (800) 424-8802 <p><i>There may be other agencies that require reporting depending on the situation. (See Consolidated Emergency Response/Contingency Plan on page 13.2 for a list of agency notification phone numbers).</i></p>	

EMERGENCY RELEASE FOLLOW-UP NOTICE

REPORTING FORM INSTRUCTIONS

GENERAL INFORMATION:

Chapter 6.95 of Division 20 of the California Health and Safety Code requires that written emergency release follow-up notices prepared pursuant to 42 U.S.C. § 11004(c), be submitted using this reporting form. Non-permitted releases of reportable quantities of Extremely Hazardous Substances (listed in 40 CFR 355, appendix A) or of chemicals that require release reporting under section 103(a) of the Comprehensive Environmental Response, Compensation, and Liability Act of 1980 [42 U.S.C. § 9603(a)] must be reported on the form, as soon as practicable, but **no later than 30 days**, following a release. The written follow-up report is required in addition to the verbal notification.

BASIC INSTRUCTIONS:

The form, when filled out, reports follow-up information required by 42 U.S.C § 11004(c). Ensure that all information requested by the form is provided as completely as possible.

If the incident involves reportable releases of more than one chemical, prepare one report form for each chemical released.

If the incident involves a series of separate releases of chemical(s) at different times, the releases should be reported on separate reporting forms.

SPECIFIC INSTRUCTIONS:

Block A: Enter the name of the business and the name and phone number of a contact person who can provide detailed facility information concerning the release.

Block B: Enter the date of the incident and the time that verbal notification was made to Cal EMA. The Cal EMA control number is provided to the caller by Cal EMA at the time verbal notification is made. Enter this control number in the space provided.

Block C: Provide information pertaining to the location where the release occurred. Include the street address, the city or community, the county and the zip code.

Block D: Provide information concerning the specific chemical that was released. Include the chemical or trade name and the Chemical Abstract Service (CAS) number. Check all categories that apply. Provide best available information on quantity, time and duration of the release.

Block E: Indicate all actions taken to respond to and contain the release as specified in 42 U.S.C. § 11004(c).

Block F: Check the categories that apply to the health effects that occurred or could result from the release. Provide an explanation or description of the effects in the space provided. Use Block

H for additional comments/information if necessary to meet requirements specified in 42 U.S.C. § 11004(c).

Block G: Include information on the type of medical attention required for exposure to the chemical released. Indicate when and how this information was made available to individuals exposed and to medical personnel, if appropriate for the incident, as specified in 42 U.S.C. § 11004(c).

Block H: List any additional pertinent information.

Block I: Print or type the name of the facility representative submitting the report. Include the official signature and the date that the form was prepared.

MAIL THE COMPLETED REPORT TO:

Chemical Emergency Planning and Response Commission (CEPRC)
Local Emergency Planning Committee (LEPC)
Attn: Section 304 Reports
3650 Schriever Avenue,
Mather, CA 95655

NOTE: Authority cited: H&SC Sections 25503, 25503.1 and 25507.1 Reference: H&SC Sections 25503(b)(4), 25503.1, 25507.1, 25518 and 25520.

EMERGENCY RELEASE FOLLOW - UP NOTICE REPORTING FORM

A	BUSINESS NAME	FACILITY EMERGENCY CONTACT & PHONE NUMBER () -		
B	INCIDENT MO DAY YR DATE	TIME OES NOTIFIED	(use 24 hr time)	OES CONTROL NO.
C	INCIDENT ADDRESS LOCATION	CITY / COMMUNITY	COUNTY	ZIP
D	CHEMICAL OR TRADE NAME (print or type)		CAS Number	
	CHECK IF CHEMICAL IS LISTED IN 40 CFR 355, APPENDIX A <input type="checkbox"/>		CHECK IF RELEASE REQUIRES NOTIFI - CATION UNDER 42 U.S.C. Section 9603 (a) <input type="checkbox"/>	
	PHYSICAL STATE CONTAINED <input type="checkbox"/> SOLID <input type="checkbox"/> LIQUID <input type="checkbox"/> GAS	PHYSICAL STATE RELEASED <input type="checkbox"/> SOLID <input type="checkbox"/> LIQUID <input type="checkbox"/> GAS	QUANTITY RELEASED	
	ENVIRONMENTAL CONTAMINATION <input type="checkbox"/> AIR <input type="checkbox"/> WATER <input type="checkbox"/> GROUND <input type="checkbox"/> OTHER	TIME OF RELEASE	DURATION OF RELEASE —DAYS —HOURS—MINUTES	
E	ACTIONS TAKEN			
F	KNOWN OR ANTICIPATED HEALTH EFFECTS (Use the comments section for addition information)			
	<input type="checkbox"/> ACUTE OR IMMEDIATE (explain) _____			
	<input type="checkbox"/> CHRONIC OR DELAYED (explain) _____			
	<input type="checkbox"/> NOTKNOWN (explain) _____			
G	ADVICE REGARDING MEDICAL ATTENTION NECESSARY FOR EXPOSED INDIVIDUALS			
H	COMMENTS (INDICATE SECTION (A - G) AND ITEM WITH COMMENTS OR ADDITIONAL INFORMATION)			
I	CERTIFICATION: I certify under penalty of law that I have personally examined and I am familiar with the information submitted and believe the submitted information is true, accurate, and complete.			
	REPORTING FACILITY REPRESENTATIVE (print or type) _____			
	SIGNATURE OF REPORTING FACILITY REPRESENTATIVE _____ DATE: _____			

CHAPTER

15

EMPLOYEE TRAINING GUIDELINES FOR HAZARDOUS WASTE MANAGEMENT

- Employee training is required for all hazardous waste generators no matter how many employees you have onsite.
- Training must cover hazardous waste handling, emergency response procedures, and emergency equipment usage.
- Specific documentation and training timelines apply for LQGs (22 CCR 66265.16).

APPLICABILITY

Employee training is required:

- For all facilities with hazardous materials or hazardous wastes
- Whenever employees handle or work with hazardous materials and/or hazardous wastes
- Engage in clean-up operations of hazardous materials and/or wastes
- Even if the employees are volunteers or contractors
- No matter how many employees you have onsite

Anyone working at a facility who is not an owner should be considered to be an employee.

TRAINING REQUIREMENTS

Your specific employee training requirements related to hazardous waste facilities are determined by the status of your facility as shown in the table on page 15.2.

	GENERATOR STATUS	REQUIREMENTS
LQG	≥1,000 kg (270 gallons/2,200 lbs) of hazardous waste per month (or >1 kg of acutely or extremely hazardous waste)	<ol style="list-style-type: none"> 1. Teach proper hazardous materials / hazardous waste handling and management (see next page for details) 2. Teach proper emergency response by familiarizing employees with emergency procedures and use of emergency response equipment 3. Include instruction(s) on chemical handling, safety and applicable personal protective equipment 4. Initiate training within 6 months of each employee's hire 5. Repeat or refresh employee training annually 6. Document training events with training session topics, dates given, employees' job titles, and brief job descriptions 7. Ensure retention of training records for as long as your facility is in operation (or for three years for former employees)
SQG & CESQG	<1,000 kg (270 gallons/2,200 lbs) of hazardous waste per month	Ensure that your employees are thoroughly familiar with proper waste handling and emergency procedures relevant to their responsibilities

Employee training is a requirement of many regulatory agencies. Most facilities must comply with California Occupational Safety and Health Administration (Cal OSHA) requirements for workplace safety. Contact Cal OSHA's free consultation program at (800) 963-9424 or at dir.ca.gov for more information.

TRAINING CONTENT

Your training program should include:

- Safety Data Sheets for all hazardous materials onsite
- Hazard communication related to health and safety
- Methods for safe handling of hazardous substances
- Fire hazards of materials / processes
- Conditions likely to worsen emergencies
- Coordination of emergency response
- Notification procedures

- Applicable laws and regulations
- Communication and alarm systems
- Personal protective equipment
- Use of emergency response equipment (e.g. fire extinguishers, respirators, etc)
- Decontamination procedures
- Evacuation procedures
- Control and containment procedures
- UST monitoring system equipment and procedures (if applicable)
- Hazardous waste disposal procedures
- Recordkeeping

TRAINING FORMAT

There is no required format for providing training to your employees. Any of the following are acceptable:

- Safety tailgate meetings
- Classroom instruction
- Videos
- Study Guides

Acceptable proof of employee training would consist of a sign-in sheet stating:

- Date of training
- Training topics covered
- Employee names, signatures, and job titles

For your reference, on the proceeding page is a sample of an acceptable training log and a training record template.

SAMPLE OF AN EMPLOYEE TRAINING RECORD

EMPLOYEE TRAINING RECORD

TOPICS COVERED AT MONTHLY TRAINING MEETING:

DATE: AUGUST 29, 2013

1. REVIEWED SDS FOR NEW PRODUCTS – ABC FERTILIZER
2. REVIEWED PROPER DISPOSAL METHOD FOR PESTICIDE CONTAINERS
3. DISCUSSED EMERGENCY CLEAN-UP PROCEDURES (SPILL CONTROL, CLEAN UP CREW, WHEN & HOW TO EVACUATE)
4. WENT OVER HAZARDOUS MATERIALS PLAN INVENTORY AND EMERGENCY RESPONSE PLAN
5. DEMONSTRATED FIRE EXTINGUISHER USE AND REVIEWED LOCATIONS
6. DISCUSSED FIRST AID AND LOCATION OF FIRST AID KIT

EMPLOYEES IN ATTENDANCE:

NAME	SIGNATURE	JOB TITLE
SUE BLACK		MANAGER
JOSEPH IRISH		FOREMAN
JOHN SMITH		APPLICATOR

HAZARDOUS WASTE

EMPLOYEE TRAINING PLAN/RECORD

- Employee training is required for all employees handling hazardous material/hazardous wastes in daily or clean-up operations including volunteers and/or contractors.
- Training must be given within 6 months of new employee(s) and refreshes annually.

Date:

Trainer:

Generator Type:	<input type="checkbox"/> Conditionally Exempt Small Quantity Generator (CESQG)	Use Form A (pg. 15.6)
	<input type="checkbox"/> Small Quantity Generator (SQG)	Use Form A (pg. 15.6)
	<input type="checkbox"/> Large Quantity Generator (LQG)	Use Form B (pg. 15.7)

Required content for employee training includes all of the following:
(Please check items covered in this section)

- | | |
|--|--|
| <input type="checkbox"/> Applicable laws & regulations
<input type="checkbox"/> Safety Data Sheets
<input type="checkbox"/> Hazard communication related to health & safety
<input type="checkbox"/> Methods for safe handling of hazardous substances
<input type="checkbox"/> Fire hazards of materials/processes
<input type="checkbox"/> Review of written Emergency Response Plan
<input type="checkbox"/> Conditions likely to worsen emergencies
<input type="checkbox"/> Coordination of emergency response
<input type="checkbox"/> Notification procedures | <input type="checkbox"/> Communication & alarm systems
<input type="checkbox"/> Personal protective equipment
<input type="checkbox"/> Use of emergency response equipment (fire extinguishers, respirators, etc)
<input type="checkbox"/> Decontamination procedures
<input type="checkbox"/> Evacuation procedures
<input type="checkbox"/> Stormwater issues (if applicable)
<input type="checkbox"/> UST Monitoring Equipment & procedures |
|--|--|

Indicate how employee training program (with required content) is administered:
(Please check all that apply)

- | | |
|--|--|
| <input type="checkbox"/> Formal classroom
<input type="checkbox"/> Safety / Tail gate meetings
<input type="checkbox"/> Study guides / manuals | <input type="checkbox"/> Videos
<input type="checkbox"/> Other (specify): |
|--|--|

Your facility will be subject to triennial inspections by EMD.

The inspection will include:

- Review of your waste disposal records (manifests, bills of lading or consolidated manifests) for the past 3 years
 - Review of all Recycling/Reclamation activities for the last 3 years
- Review of your employee training program
- Review of your Emergency Response Plan
- Visual inspection of your facility including hazardous waste management practices (labeling, spill prevention equipment, etc.)
- Verification of proper Hazardous Waste determination for each waste generated on-site
- Inspection of emergency equipment (fire extinguishers, eye wash)
- Any violations noted during the inspection will be described on a Notice to Comply. Your inspector will review the Notice to Comply with you and answer any questions you may have concerning the regulations. Typically you are allowed 30 days to correct any violations
- Some violations (PCA priority corrective actions) require 14 days to correct. Refer to your inspection report for your compliance time frame
- A Return To Compliance Statement must be filed within 5 days of your allowed correction period. In most cases, this is either 35 days or 19 days from the date of your inspection. Return To Compliance Statements are located on the back of the inspection checklists left with you during your inspection

Hazardous waste generators are required to retain records relating to their facility operations.

REQUIREMENTS

You are required to retain the following records relating to hazardous wastes:

- Daily self inspection reports for stationary tanks
- Copies of waste disposal records for at least three years
- Records of any test results, waste analyses, or information used to make a Hazardous Waste determination for at least three years
- Training records for employees, if required (see **Chapter 15** titled **Employee Training Guidelines for Hazardous Waste Management**)
- A copy of your Hazardous Materials Business Plan and Emergency Response Plan
- Copies of each Biennial Hazardous Waste Generator Report (if you are required to file one with DTSC see page 19.1)
 - Manifest Exception Report
 - Records to document any on-site or off-site recycling activities

CHAPTER

18

GENERATOR REPORTS

Utilize this chapter to determine whether you are required to submit any special reports to agencies based on your facility operations.

BIENNIAL HAZARDOUS WASTE GENERATOR REPORT

You must submit a Biennial Hazardous Waste Generator Report to DTSC if you generate more than 270 gallons (2,200 lbs) of RCRA hazardous waste in one month.

Contact DTSC at (916) 324-1807 or their Regional Offices at (916) 255-3590 or (916) 255-3628 for more information.

dtsc.ca.gov

BIENNIAL REPORT DEADLINE

The Report must be submitted by March 1 of every even numbered year and must include the following:

- The EPA ID Number, and name and address of the generator
- The calendar years covered by the report
- The EPA ID Number, name and address of each off site Treatment, Storage or Disposal facility to which waste was shipped
- The name and EPA ID Number of each transporter used
- A description, California hazardous waste category number, DOT hazard class, and quantity of each hazardous waste shipped off site, listed by EPA ID Number of each offsite facility to which waste was shipped
- A certification signed by the generator

RECYCLABLE MATERIALS REPORT

- A Recyclable Materials Report is required if you recycle more than 100 kilograms per month of recyclable material under a claim that the material qualifies for an exclusion or exemption pursuant to H&SC 25143.2. Facilities that recycle at the same location at which the material was generated (onsite recyclers) and facilities that recycle materials generated at an offsite location (offsite recyclers) must complete a report.
- Refer to HS&C 25143.10 for reporting requirements for recyclers.

CHAPTER

19

POLLUTION PREVENTION AND WASTE MINIMIZATION

Pollution prevention is any activity that reduces or eliminates the generation of waste, emissions, or discharges of hazardous substances to the environment.

HIERARCHY

These are three general approaches to pollution prevention in the preferred hierarchy:

1. Source reduction
2. Onsite recycling
3. Offsite recycling

REQUIREMENT

All generators are required to certify that they are making efforts to reduce the amount of hazardous wastes they produce (22 CCR 67100.3).

SOURCE REDUCTION

Source reduction is a measure which reduces or eliminates the production of hazardous waste prior to the point of generation through techniques such as:

- Process modification/or equipment and technology substitution
- Raw materials (input) substitution (replacing hazardous materials with non-hazardous ones) and
- Operational improvements (improved housekeeping and inventory control)

ONSITE RECYCLING

On-site recycling is the use, re-use, or reclamation of all or part of a hazardous waste.

OFFSITE RECYCLING

Offsite recycling is the shipping of all or part of a hazardous waste to another location for use, re-use, or reclamation.

INFORMATION

For more information on pollution prevention and waste minimization at your facility, contact EMD at (916) 875-8550 or the DTSC at (916) 324-1807.

DTSC COMPLIANCE CHECKLIST

Information about compliance with Hazardous Waste Source Reduction & Management Review Act of 1989 at dtsc.ca.gov.

California's Universal Waste Rule allows individuals and businesses to transport, handle and recycle certain common hazardous wastes, termed universal wastes, in a manner that differs from the requirements for most hazardous wastes. The more relaxed requirements for managing universal wastes were adopted to ensure that they are managed safely and are not disposed of in the trash.

WHAT ARE UNIVERSAL WASTES?

Universal wastes are hazardous wastes that are widely produced by households and many different types of businesses.

Here are some examples of Universal wastes:

- Televisions
- Computers
- Batteries
- Fluorescent lamps
- Mercury thermostats
- Other mercury containing equipment

The hazardous waste regulations (22 CCR 66261.9) identify seven categories of hazardous wastes that can be managed as universal wastes. Any unwanted item that falls within one of these waste streams can be handled, transported and recycled following the simple requirements set forth in the universal waste regulations.

Universal wastes are:

1. Electronic devices

Includes any electronic device that is a hazardous waste (with or without a Cathode Ray Tube (CRT), including televisions, computer monitors, cell phones, VCRs, computer CPUs and portable DVD players.

2. Batteries (Non-Automotive)

Most household-type batteries, including rechargeable nickel-cadmium batteries, silver button batteries, mercury batteries, alkaline batteries and other batteries that exhibit a characteristic of a hazardous waste

3. Electric lamps

Fluorescent tubes and bulbs, high intensity discharge lamps, sodium vapor lamps and electric lamps that contain added mercury, as well as any other lamp that exhibits a characteristic of a hazardous waste. (e.g., lead).

4. Mercury-containing equipment

Thermostats, mercury switches, mercury thermometers, pressure or vacuum gauges, dilators and weighted tubing, mercury rubber flooring, mercury gas flow regulators, dental amalgams, counterweights, dampers and mercury added novelties such as jewelry, ornaments and footwear.

5. CRTs

The glass picture tubes removed from devices such as televisions and computer monitors.

6. CRT glass

A cathode ray tube that has been accidentally broken or processed for recycling.

7. Non-empty aerosol cans**CONDITIONALLY EXEMPT SMALL QUANTITY UNIVERSAL WASTE GENERATORS (CESQUWG)**

CESQUWGs are exempt from most of the requirements of the universal waste regulations provided they comply with certain conditions. Handlers who qualify for these exemptions are not required:

- To obtain an EPA ID number or otherwise notify DTSC
- To keep records of shipments or provide annual reports to DTSC
- To label their universal waste. A household is defined to include a single detached residence (e.g., a house) or a single unit of a multiple residence unit (e.g., an apartment or condominium).

A Conditionally Exempt Small Quantity Universal Waste Generator (CESQUWG) is a universal waste generator who produces less than 100 kilograms (220 pounds) of RCRA hazardous waste, including universal waste that is RCRA universal waste and less than 1 kilogram of acutely hazardous waste in a calendar month. (RCRA hazardous waste is hazardous waste that is regulated under the hazardous waste regulations adopted by the U.S. Environmental Protection Agency.)

Pursuant to 22 CCR 66273.8, a generator who meets the definition of a household or a CESQUWG is exempt from universal waste handler requirements provided he or she:

1. Does not dispose of universal waste;
2. Relinquishes universal waste only to another universal waste handler, a universal waste transporter, a destination facility, or a curbside household hazardous waste collection program; and
3. Does not conduct treatment of universal waste, except for limited activities enumerated in the regulations (e.g., removing batteries, light bulbs, or mercury switches). This exemption applies only to universal waste generated by the household (e.g. light bulbs, computers, televisions, thermostats, cell phones, etc.), not to universal waste accepted from other people.

UNIVERSAL WASTE HANDLERS

A universal waste handler is a generator of universal waste or the owner or operator of a facility that receives universal waste from another universal waste handler, accumulates universal waste, and sends universal waste to another universal waste handler, a facility that accepts hazardous waste, or a foreign country.

A universal waste handler may be:

1. A person (e.g., a household or business) who generates universal waste but does not accept universal waste from others
2. A person who accepts and accumulates universal waste generated by others at his or her facility
3. A person who accepts universal waste generated by others and conducts certain treatment and recycling activities allowed by the universal waste handler regulations

Management Requirements for Universal Waste Handlers (22 CCR 66273.30-66273.39; additional requirements for handlers who conduct authorized treatment, 22 CCR 66273.70-.77)

- Do not dispose of universal waste or treat universal waste except as provided for in the regulations
- Notify DTSC and/or obtain an EPA identification number
- Use proper containment—non-leaking, compatible containers
- Segregate universal waste in distinct areas
- Determine if materials generated when handling/recycling are hazardous wastes
- Comply with applicable requirements for hazardous waste
- If applicable, comply with zoning requirements when storing universal wastes
- Have spill kits readily available to deal with accidental spills (mercury-containing devices)
- Use proper labeling and markings
- Accumulate universal waste no longer than one year
- Provide personnel training to personnel who manage universal waste, or who supervise personnel who manage universal waste and keep training records
- Respond to releases of universal waste or its contents; determine if spill residuals are hazardous waste
- Track shipments by keeping records of what was received and shipped (name, address, quantities) for three years

UNIVERSAL WASTE TRANSPORTERS

A universal waste transporter is a person engaged in the offsite transportation of universal waste by air, rail, highway or water. A universal waste transporter may be:

1. Universal waste handler carrying universal waste in his or her own vehicle
2. A package shipping service (e.g., US Postal Service; FedEx, UPS)

3. A commercial carrier (e.g., a trucking company, a hauler specializing in universal waste, or the operator of a destination facility that offers a universal waste pick-up service)
 - If you do not own or operate a facility that accepts, generates, accumulates, or stores universal waste, but you pick up and transport universal waste (e.g., electronic devices from office complexes) to a recycling or collection facility, you are a universal waste transporter. Universal waste transporters do not need to notify DTSC or submit annual reports for their transportation activities.
 - Universal waste transporters may store universal waste at a transfer facility for up to 10 days (depending on local zoning). A universal waste transporter who exceeds this limit is considered a universal waste handler and is subject to the handler requirements summarized above.

DESTINATION FACILITIES

A destination facility is a fully-regulated hazardous waste facility that treats, disposes of, or recycles a specific type of universal waste. Examples of destination facilities are hazardous waste recycling facilities and hazardous waste landfills. A destination facility shall manage the universal waste in accordance with the requirements and conditions in its hazardous waste facility permit, unless authorized by 22 CCR 66273.60 to manage it pursuant to the reduced requirements applicable to universal waste handlers. A destination facility is required to follow certain rules for shipping universal wastes off-site and for rejecting shipments that contain universal waste and is required to keep records of all shipments received for three years. A facility that only accepts and accumulates universal waste is not a destination facility. Such a facility is regulated as a universal waste handler.

WHERE CAN I SEND UNIVERSAL WASTES?

A handler may not send universal waste to a municipal solid waste (garbage) landfill or a non-hazardous waste recycling center. All handlers of universal waste must relinquish their universal waste to one of the following: Send universal wastes to one of three types of destinations:

1. Another handler (typically a business that specializes in collecting, storing, accumulating and shipping universal wastes). Examples:
 - City/County CESQG Program (see **Chapter 9** titled **Requirements for Transportation of Hazardous Waste**)
 - A "Take-it-Back Partner" such as a retailer or manufacturer
 - A collection event
2. A universal waste transporter. Examples:
 - A package service (e.g., postal service, UPS)
 - A destination facility that offers a pick-up service
3. A universal waste destination facility (generally, a facility with a permit to treat, store, or dispose of hazardous waste).

For more information, see DTSC's Universal Waste Web page at:
dtsc.ca.gov

CALIFORNIA WASTE CODES		
California Restricted Wastes - Use First, if applicable	Other	
711 Liquids with cyanides > 1000 mg/l	419 Alum and gypsum sludge	
721 Liquids with arsenic > 500 mg/l	421 Lime sludge	
722 Liquids with cadmium > 100 mg/l	431 Phosphate sludge	
723 Liquids with chromium (VI) > 500 mg/l	441 Sulfur sludge	
724 Liquids with lead > 500 mg/l	451 Degreasing sludge	
725 Liquids with mercury > 20 mg/l	461 Paper sludge	
726 Liquids with nickel > 134 mg/l	471 Paper sludge/slop	
727 Liquids with selenium > 100 mg/l	481 Terephthalic acid sludge	
728 Liquids with thallium > 130 mg/l	491 Unspecified sludge waste	
731 Liquids with polychlorinated biphenyls > 50 mg/l	499 Miscellaneous	
741 Liquids with halogenated organic compounds > 1000 mg/kg	810 Empty pesticide containers, 30 gallons or more	
751 Solids or sludge with halogenated organic comp. > 1000 mg/kg	812 Other empty containers, 30 gallons or more	
761 Liquids with pH < 2	813 Empty containers less than 30 gallons	
762 Liquids with pH < 2 with metals	851 Chemical toilet waste	
801 Toxicologically containing dioxins	854 Photochemicals photo processing waste	
CALIFORNIA NON-RESTRICTED WASTES		
Inorganics		
121 Aqueous solution (pH > 12.5) with metals (antimony, arsenic, barium, beryllium, cadmium, chromium, cobalt, copper, lead, mercury, molybdenum, nickel, selenium, silver, thallium, vanadium, and zinc)	855 Laboratory waste chemicals	
122 Alkaline solution without metals (pH > 12.5)	856 Detergent and soap	
123 Unspecified alkaline solution	857 Fly ash, bottom ash, and retort ash	
131 Aqueous solution (2 < pH < 12.5) containing reactive anions (arsite, bromate, chromate, cyanide, fluoride, hypochlorite, nitrite, perchlorate, and sulfite anions)	858 Gas scrubber waste	
132 Aqueous solution w/metals (< restricted levels and see waste code 121 for a list of metals)	859 Household waste	
133 Aqueous solution with 1% or more total organic residues	861 Contaminated soil from site clean-ups	
134 Aqueous solution with <10% total organic residues	862 Household waste	
135 Unspecified aqueous solution	863 Auto shredder waste (see 2007)	
141 Off-specification, aged, or surplus inorganics	NEW REPORT MANAGEMENT METHOD CODES	
151 Asbestos-containing waste	9000	Metals recovery including retorting, smelting, chemicals, etc.
161 Fluid-cracking catalyst (FCC) waste	9001	Solvents recovery
162 Other spent catalyst	9002	Other recovery or reclamation for reuse including acid regeneration, organics recovery, etc.
171 Metal sludge (see 121)	9003	Energy recovery at this site - use as fuel (includes blending)
181 Other organic solid waste	9004	Fuel blending prior to energy recovery at another site
201 Halogenated solvents (chloroform, methyl chloride, perchloroethylene, etc.)	9005	Increase-thermal destruction other than incineration
210 Organosolvent solvents (acetone, butanol, ethyl acetate, etc.)	9006	Chemical reduction with or without precipitation
211 Hydrocarbon solvents (benzene, hexane, Stoddard, etc.)	9007	Chemical oxidation
212 Unspecified solvent mixtures	9008	Heat or oxidation
221 Waste oil and mixed oil	9009	Other chemical precipitation
222 Oil/water separation sludge	9010	Biological treatment with or without precipitation
223 Unspecified oil-containing waste	9011	Air or steam stripping
231 Pesticide rinse water	9012	Sludge treatment
232 Pesticides and other waste associated with pesticide production	9013	Absorption
241 Tank bottom waste	9014	Stabilization
251 Still bottoms with halogenated organics	9015	Other
252 Other still bottom waste	9016	Other
261 Polychlorinated biphenyls and material containing PCBs	9017	Other
271 Organic monomer waste (includes unreacted resins)	9018	Other
281 Adhesives	9019	Other
291 Latex waste	9020	Other
311 Pharmaceutical waste	9021	Other
321 Sewage sludge	9022	Other
322 Biological waste other than sewage sludge	9023	Other
331 Off-specification, aged, or surplus organics	9024	Other
341 Organic liquids (non-solvents) with halogen	9025	Other
342 Organic liquids (non-solvents) with halogen	9026	Other
343 Organic liquids with metals (see 121)	9027	Other
344 Unspecified organic liquid mixtures	9028	Other
351 Organic solids with halogens	9029	Other
352 Other organic solids	9030	Other

Please print or type. (Form designed for use on 8 1/2" x 11" paper.) Form Approved OMB No. 2008-0009

UNIFORM HAZARDOUS WASTE MANIFEST

1. Generator's Name and Street Address
2. Generator's City, State, and ZIP Code
3. Generator's Telephone Number
4. Manifest Tracking Number

5. Receiver's Name and Street Address
6. Receiver's City, State, and ZIP Code
7. Receiver's Telephone Number
8. Receiver's Signature and Title

9. Date of Shipment
10. Date of Receipt

11. Description of Waste
12. Quantity
13. Waste Codes

14. Signature of Generator
15. Signature of Receiver

16. Signature of Driver
17. Signature of Facility Representative

18. Signature of State Representative (if required)

19. Signature of State Representative (if required)

20. Signature of State Representative (if required)

21. Signature of State Representative (if required)

22. Signature of State Representative (if required)

23. Signature of State Representative (if required)

24. Signature of State Representative (if required)

25. Signature of State Representative (if required)

26. Signature of State Representative (if required)

27. Signature of State Representative (if required)

28. Signature of State Representative (if required)

29. Signature of State Representative (if required)

30. Signature of State Representative (if required)



HAZARDOUS WASTE

STATE AND FEDERAL LAW PROHIBITS IMPROPER HANDLING OF THIS WASTE.

IF FOUND, CONTACT THE NEAREST POLICE, OR PUBLIC SAFETY AUTHORITY, OR THE U.S. ENVIRONMENTAL PROTECTION AGENCY, AT THE CALIFORNIA DEPARTMENT OF TOXIC SUBSTANCES CONTROL.

GENERATOR INFORMATION:

NAME _____ PHONE _____

ADDRESS _____

CITY _____ STATE _____ ZIP _____

EPA IDENTIFICATION NO. / MANIFEST TRACKING NO. _____

EPA WASTE NO. _____ CA WASTE NO. _____ ACCUMULATION START DATE _____

CONTENTS, COMPOSITION:

PHYSICAL STATE: SOLID LIQUID

HAZARDOUS PROPERTIES: FLAMMABLE TOXIC CORROSIVE REACTIVITY OTHER

D.O.T. PROPER SHIPPING NAME AND UN OR NA NO. WITH PREFIX

HANDLE WITH CARE!

Supplemental California Manifest Instructions

Effective 09/05/2006

Revised June 2007

Federal and State hazardous waste manifest regulations changed on September 5, 2006.

Detailed manifest instructions are printed on the back of the new manifest. These Supplemental California Instructions cover additional California requirements. Please use the instructions printed on the new manifest for item by item directions. Materials are available at www.dtsc.ca.gov (under ID numbers, Manifests & Fees, Hazardous Waste Manifests), including fact sheets and California's manifest regulations, sample manifests, and federal instructions. For load rejections and consolidated manifesting, refer to the regulations and fact sheet.

IMPORTANT MANIFEST CHANGES - PLEASE READ AND SAVE AS A REFERENCE

The U.S. Environmental Protection Agency (EPA) revised the Uniform Hazardous Waste Manifest and requires the use of only the new version nationally after September 4, 2006. States are no longer allowed to modify the form or the instructions. Old versions of the California manifest, or manifests from other states, may not be used after September 4, 2006. The new manifest form is no longer color coded, and the new six-part form does not include a copy for generators to submit to their state, although California requires the generator to submit a copy.

Where Do I Get Manifests?

California does not sell the new manifest forms. Forms are available only from private providers approved by EPA. EPA lists approved providers at www.epa.gov/epaoswer/hazwaste/genmanifest/index.htm

Generators Must Submit Manifest Copies!

California requires generators and permitted transfer, treatment, storage, and disposal facilities (if manifest is submitted) to submit a copy of the manifest to the Department of Toxic Substances Control's (DTSC) Facility Manifests at P.O. Box 3000, Facilities signing new manifests for rejected loads should submit the generator copy to DTSC Generator Manifests at P.O. Box 400. See the rejected load fact sheet on DTSC's web site.

What About Submitting Manifests for Rejected Loads?

Generators should send copies of manifests they sign when receiving rejected waste or container residues to the Department of Toxic Substances Control's (DTSC) Facility Manifests at P.O. Box 3000, Facilities signing new manifests for rejected loads should submit the generator copy to DTSC Generator Manifests at P.O. Box 400. See the rejected load fact sheet on DTSC's web site.

How Are California Manifest Requirements Different from Federal?

- California requires conditionally exempt small quantity generators to use manifests and regulates more waste as hazardous.
- DTSC uses the submitted generator and facility manifest copies for cradle-to-grave tracking of waste.
- California's definition of an "empty" container is more stringent. Non-empty containers must be manifested, including tank containers, whether the waste is federal RCRA or non-RCRA.
- Facilities in other states are required to submit copies to DTSC when waste generated in California is shipped to their state. Out-of-state generators sending waste to California facilities, or that will be exported through California, are encouraged to submit manifest copies.

Where Do I Find California Waste Codes?

The new manifest has six blank boxes for waste codes for each waste stream. If the waste is RCRA regulated, at least one box must include a RCRA waste code. For waste generated in or shipped to California, a CA waste code is also required. The additional boxes are for other states' codes when the waste is sent out of state to a state with codes, or for extra RCRA codes. California Waste Codes are printed on the reverse side of these instructions only, not on the instructions printed on the manifest. They are also found in Title 22, California Code of Regulations, Appendix XII to Chapter 11 of Division 4.5.

What are Hazardous Waste Report Management Method Codes (HWRMM Codes)?

Previously, California's manifest instructions required Designated facilities to use one of 10 handling codes to report how the waste was handled at that facility. The new manifest uses 28 Management Method Codes. These are the same codes used in Biennial Reports. One of the HWRMM codes shown on the other side must be added on the manifest by the Facilities only. Generators and transporters do not add these codes.

Contact Information:

First, visit the DTSC web page at www.dtsc.ca.gov/Manifest for training information and review the basic instructions printed on the manifest. The document includes Supplemental instructions only for use in California. For more information, contact your transporter or facility, or call DTSC's Regulatory Assistance Office at 909-72-TONIC.