


# Concentrated Liquid Dishmachine System (CLDS)

April 2015

David J. Kozicki – Ecolab Inc.



# Warewashing Types – Food Service Operations

---

- ▲ There are 2 different types of warewashing high temperature and low temperature
- ▲ There are also different types of machines some examples are batch, recirculating wash tank, & conveyer
- ▲ Food service operations either own machines or lease them from organizations that have lease programs



# What is the Concentrated Liquid Dishmachine System (CLDS)?

▲ The Concentrated Liquid Dishmachine System is an innovative product line for low temperature warewashing to help you focus on what matters most:

- Employee safety
- Operational effectiveness
- Consistent results
- Comes with personally delivered service you can trust



# What are the CLDS products

---

- ▲ 6100968 - Concentrated Liquid Dishmachine Detergent (2.5 gal)
  - Highly concentrated detergent that yields roughly the same number of racks as a 5 gallon bucket
- ▲ 6100804 - Concentrated Sanitizing Rinse (2.0 gal)
  - Highly concentrated, non-chlorine based sanitizing rinse aid with an extended shelf life that yields roughly the same number of racks as a 5 gallon bucket of traditional chlorine sanitizer
- ▲ Only available with Ecolab Leased machines ES2000/4000 and ULT
  - Based on NSF data plate requirements



# Enhancing Safety – Product Change Outs

---



# On-Site Testing Procedures

## ECOLAB®

### Concentrated Sanitizing Rinse

ENJUAGUE CONCENTRADO PARA DESINFECCIÓN

Concentrated Sanitizing Rinse is only to be used in an approved Ecolab dishmachine as a part of a standard wash cycle. Please refer to product label for complete directions for use. EPA registration no. 1677-244.

El enjuague concentrado para desinfección sólo debe ser utilizado en la lavadora de platos Ecolab aprobada, como parte de un ciclo de lavado estándar. Consulte la etiqueta del producto para las instrucciones completas de modo de empleo. Registro de la EPA no. 1677-244.



1

Concentrated Sanitizing Rinse, an EPA registered sanitizer for Ecolab's commercial dishmachine, is a food contact sanitizer for organisms as listed on the product label at 8-42 ppm Peroxyoctanoic Acid range.

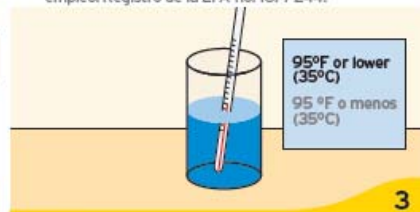
El enjuague concentrado para desinfección, un desinfectante registrado en la EPA para la lavadora comercial de Ecolab, es un desinfectante de contacto con alimentos para eliminar los organismos nombrados en la etiqueta del producto en un rango de 8 a 42 ppm de ácido peroxioctanoico.



2

Use dip cup to collect sump solution sample.

Utilice el tomamuestras para obtener una muestra de solución del sumidero.



3

Let sample cool to less than 95°F (35°C).

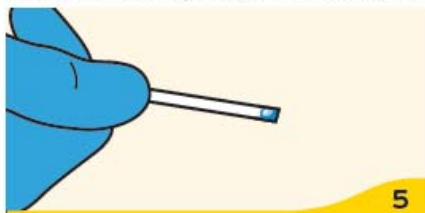
Permita que la muestra se enfríe hasta menos de 95 °F (35 °C).



4

Take one test strip and dip into solution.

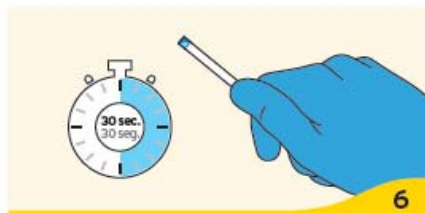
Tome una tira reactiva y sumérgala en la solución.



5

After one second, remove strip but do not shake or remove solution from the strip.

Después de un segundo, retire la tira, pero no la sacuda ni elimine la solución de la tira.



6

After dipping the test strip, let it sit for approximately 30 seconds prior to reading the strip.

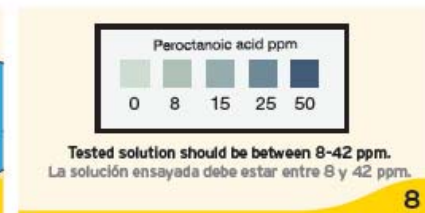
Después de sacar la tira reactiva, déjela reposar durante unos 30 segundos antes de la lectura.



7

Compare color of the strip with colors on the bottle to determine ppm. Always compare against package scale.

Compare el color de la tira con los colores en la botella para determinar las ppm. Siempre compare contra la escala del paquete.



8

If solution is outside the designated range, run an additional machine cycle and re-test using a new sump sample and test strip. Adjust Concentrated Sanitizing Rinse dosage as necessary. Si la solución está fuera del rango designado, eche a andar la máquina otra vez por un ciclo y repita la prueba usando otra muestra del sumidero y una tira reactiva nueva. Ajuste la dosis de enjuague concentrado para desinfección según sea necesario.

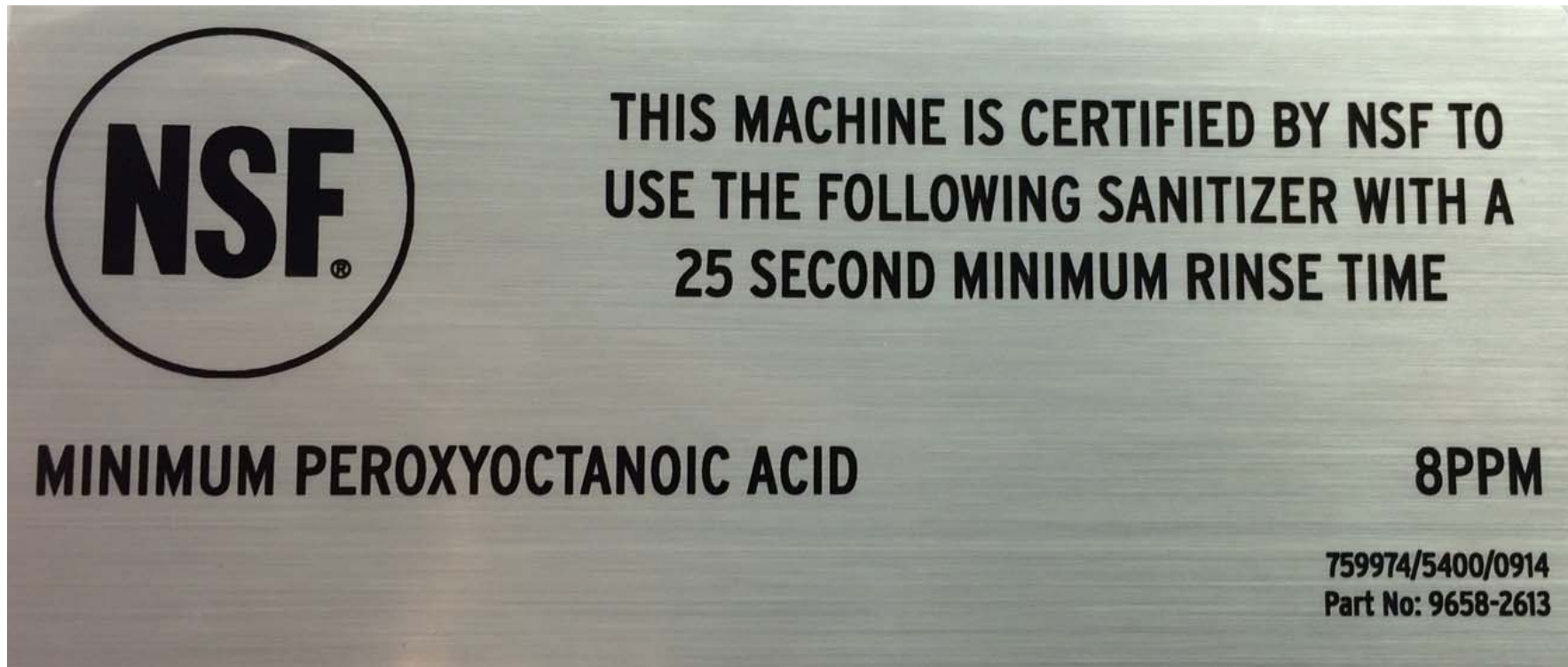
Everywhere It Matters.™

1 800 35 CLEAN

©2015 Ecolab USA Inc. All rights reserved.

## Dishmachine Data Plate

---




# New POOA Test Strips

---

**ECOLAB®**

9264-2012

## Peroxyoctanoic Acid



### Procedure

1. Cool sample to < 95F.
2. Dip test strip into the sample for **1 second**.
3. Wait **30 seconds** and then **immediately** interpret the results by comparing the test pad to the color chart.

761000/5401/0115

**ECOLAB®**



THANK YOU